



# KENTUCKY®

## 2016-17 MEN'S BASKETBALL



Saturday, Jan. 7 - 8:30 p.m. ET  
Rupp Arena (23,000) | Lexington, Ky.

### Stat Breakdown

94.0	Points Per Game	82.6
71.1	Opp. Points Per Game	70.9
48.8	Field-Goal Pct.	46.4
40.1	Opp. Field-Goal Pct.	40.3
41.7	Rebounds Per Game	39.4
35.4	3-point FG Pct.	37.3
30.0	Opp. 3-point FG Pct.	32.5
69.4	Free-Throw Pct.	77.5
19.2	Assists Per Game	15.9
7.4	Steals Per Game	8.0
6.6	Blocks Per Game	5.7

### Series Breakdown

Overall (UK leads)	28-11
in Lexington (UK leads)	13-3
Calipari vs. Arkansas	8-6
Anderson vs. UK	4-5
Current UK streak	Won 3



### Arkansas Razorbacks

12-2 Overall 1-1 SEC NR/NR AP/USA

Head Coach: Mike Anderson  
Overall Record: 314-164 (15th season)  
Record at UA: 114-66 (6th season)

Points: Dusty Hannahs (14.5 ppg)  
Rebounds: Moses Kingsley (8.8 rpg)  
Assists: Daryl Macon (2.6 apg)  
Blocks: Moses Kingsley (3.0 bpg)  
Steals: Daryl Macon (1.5 spg)


### Kentucky Wildcats

12-2 Overall 2-0 SEC 6/6 AP/USA


Head Coach: John Calipari  
Overall Record: 632-187 (25th season)  
Record at UK: 229-49 (8th season)

Points: Malik Monk (22.6 ppg)  
Rebounds: Bam Adebayo (7.4 rpg)  
Assists: De'Aaron Fox (6.8 apg)  
Blocks: Bam Adebayo (1.9 bpg)  
Steals: De'Aaron Fox (1.9 spg)

### Kentucky's Projected Starters (based on last outing)

	<b>3</b> Bam Adebayo Fr.   Forward
MPG	26.0
PPG	13.2
RPG	7.4
APG	0.9
BPG	1.9

	<b>13</b> Isaiah Briscoe So.   Guard
MPG	30.3
PPG	15.3
RPG	3.9
APG	4.4
SPG	1.2

	<b>0</b> De'Aaron Fox Fr.   Guard
MPG	30.1
PPG	15.6
RPG	5.0
APG	6.8
SPG	1.9

	<b>32</b> Wenyen Gabriel Fr.   Forward
MPG	19.6
PPG	5.7
RPG	5.6
APG	1.2
BPG	0.9

	<b>5</b> Malik Monk Fr.   Guard
MPG	29.0
PPG	22.6
RPG	2.6
APG	2.0
SPG	1.2

### UK Reserves

No.	Name	Position	Class	PPG	RPG	APG	MPG	SPG	BPG
20	Brad Calipari	Guard	Freshman	0.7	0.3	0.1	3.5	0.0	0.1
10	Jonny David	Guard	Sophomore	0.8	0.0	0.0	1.8	0.0	0.0
25	Dominique Hawkins	Guard	Senior	3.1	1.6	2.4	16.9	0.6	0.0
15	Isaac Humphries	Forward	Sophomore	3.8	4.1	0.5	10.9	0.4	1.0
1	Sacha Killeya-Jones	Forward	Freshman	3.2	2.4	0.1	7.6	0.1	0.8
11	Mychal Mulder	Guard	Senior	7.0	2.1	0.3	11.8	0.3	0.3
30	Dillon Pulliam	Guard	RS-Sophomore	0.0	0.2	0.2	1.6	0.0	0.0
35	Derek Willis	Forward	Senior	6.7	4.4	1.0	19.1	0.9	1.0
14	Tai Wynyard	Forward	RS-Freshman	0.9	1.0	0.1	2.9	0.0	0.1

### Storylines

- Kentucky has begun the SEC season 2-0 and has won each of its first two SEC games by at least 23 points for the first time since 1996-97
- Malik Monk scored 47 points vs. No. 7/6 North Carolina on Dec. 17. The 47 points crushed the school's previous freshman record of 35 points
- Monk followed that performance with 34 points at Ole Miss, the most points by a UK freshman on the road. With that game, Monk joined Jamal Murray as the only freshmen in school history with multiple 30-point performances in a season
- Monk has scored 60 points on 19 of 27 (70.3 percent) from the floor and 10 of 14 (71.4 percent) from 3-point range in his first two career SEC games
- De'Aaron Fox etched his name into the UK record books vs. Arizona State with just the second triple-double in school history and the first since Chris Mills in 1988 vs. Arizona State
- Only six games later, Isaiah Briscoe pulled off the triple-double feat at Ole Miss. Briscoe and Fox are the first pair of teammates in SEC history to log triple-doubles in the same season
- UK averages just 14.0 seconds per possession, the seventh-fastest mark in the country and the best among Power Five schools
- Bam Adebayo has a remarkable 43 dunks through 14 games. Anthony Davis owns the Calipari-era record with 92 slams
- Monk leads the country among all freshmen with a 22.6 points per game average and his 3.50 made 3-pointers a game. Fox is second among all freshmen with 6.8 assists per game and third with a 2.79 assist-to-turnover ratio. Adebayo is sixth in blocks per game (1.86) and rebounds (7.4)
- The Wildcats were picked to win their 48th SEC title by league coaches prior to the season. UK has won at least a share of four regular-season titles under John Calipari

### Schedule

OVERALL: 12-2 | SEC: 2-0

Home: 7-1 | Away: 1-1 | Neutral: 4-0

Date UK Rk. O.Rk. Opponent TV Time/Result

#### Exhibition Games

O. 30	-/4	-/-	CLARION	SEC	W, 108-51
N. 6	2/4	-/-	ASBURY	SEC	W, 156-63
N. 11	2/4	-/-	STEPHEN F. AUSTIN	SEC	W, 87-64
N. 13	2/4	-/-	<sup>1</sup> CANISIUS	ESPN2	W, 93-69
N. 15	2/2	13/13	<sup>2</sup> vs. Michigan St.	ESPN	W, 69-48
N. 20	2/2	-/-	<sup>1</sup> DUQUESNE	ESPN2	W, 93-59
N. 23	1/1	-/-	<sup>1</sup> CLEVELAND ST.	SEC	W, 101-70
N. 25	1/1	-/-	<sup>1</sup> UT MARTIN	SEC	W, 111-76
N. 28	1/1	-/-	<sup>3</sup> Arizona State	ESPN2	W, 115-69
D. 3	1/1	11/9	UCLA	CBS	L, 97-92
D. 7	6/7	RV/RV	VALPARAISO	SEC	W, 87-63
D. 11	6/7	-/-	<sup>4</sup> vs. Hofstra	ESPN	W, 96-73
D. 17	6/7	7/6	<sup>5</sup> vs. North Carolina	CBS	W, 103-100
D. 21	6/5	10/11	at Louisville	ESPN	L, 73-70
D. 29	8/8	-/-	*at Ole Miss	ESPN2	W, 99-76
J. 3	6/6	-/-	*TEXAS A&M	ESPN	W, 100-58
J. 7	6/6	-/-	*ARKANSAS	SEC	8:30 p.m.
J. 10	-/-	-/-	*at Vanderbilt	ESPN	7 p.m.
J. 14	-/-	-/-	*AUBURN	ESPN	4 p.m.
J. 17	-/-	-/-	*at Miss. State	ESPN	7 p.m.
J. 21	-/-	-/-	*S. CAROLINA	ESPN/2	4-8 p.m.
J. 24	-/-	-/-	*at Tennessee	ESPN	9 p.m.
J. 28	-/-	-/-	<sup>6</sup> KANSAS	ESPN	6 p.m.
J. 31	-/-	-/-	*GEORGIA	ESPN	9 p.m.
F. 4	-/-	-/-	*at Florida	ESPN/2	2-8 p.m.
F. 7	-/-	-/-	*LSU	ESPN	7 p.m.
F. 11	-/-	-/-	*at Alabama	CBS	1 p.m.
F. 14	-/-	-/-	*TENNESSEEE	ESPN	7 p.m.
F. 18	-/-	-/-	*at Georgia	ESPN/2	4-8 p.m.
F. 21	-/-	-/-	*at Missouri	SEC	9 p.m.
F. 25	-/-	-/-	*FLORIDA	CBS	2 p.m.
F. 28	-/-	-/-	*VANDERBILT	ESPN	9 p.m.
M. 4	-/-	-/-	*at Texas A&M	CBS	Noon

#### SEC Tournament (Nashville, Tenn. | Bridgestone Arena)

M. 8-12 TBD SEC/ESPN TBD

All times Eastern \*SEC conference game HOME GAMES IN CAPS  
<sup>1</sup>Bluegrass Showcase (Rupp Arena); <sup>2</sup>Champions Classic (Madison Square Garden, New York);  
<sup>3</sup>Atlantis Showcase (Imperial Arena, Paradise Island, Bahamas); <sup>4</sup>Barclays Center (Brooklyn, N.Y.); <sup>5</sup>CBS Sports Classic (T-Mobile Arena, Las Vegas); <sup>6</sup>SEC/Big 12 Challenge (Rupp Arena)

### Watch | Listen | Stats

TV - SEC Network  
PXP - Dave Neal  
Analyst - Jon Sundvold  
Sideline - Tara Petrolino

Live stats - UKathletics.com  
Social media - @KentuckyMBB

Radio - UK Radio Network  
PXP - Tom Leach  
Analyst - Mike Pratt  
Sirius - 83 | XM - 190

Hashtag: #UAsUK

### Numbers to Know

- 2,217 - National all-time wins leader
- 100 - UK has scored 100-plus points five times this season, the most in the Calipari era and most since the 1995-96 season
- 30.8 - Monk's scoring average over the last four games
- 2 - Triple-doubles this season, one each by Fox and Briscoe





**0 Guard**  
**De'Aaron Fox**  
6-3 | 187 | Freshman  
Houston  
Cypress Lakes



**1 Forward**  
**Sacha Killeya-Jones**  
6-10 | 230 | Freshman  
Chapel Hill, N.C.  
Virginia Episcopal




**3 Forward**  
**Bam Adebayo**  
6-10 | 260 | Freshman  
Little Washington, N.C.  
High Point Christian Acad.



**5 Guard**  
**Malik Monk**  
6-3 | 200 | Freshman  
Lepanto, Ark.  
Bentonville



**10 Guard**  
**Jonny David**  
6-2 | 183 | Sophomore  
Pittsburgh  
Mt. Lebanon



**11 Guard**  
**Mychal Mulder**  
6-4 | 185 | Senior  
Windsor, Ontario  
Vincennes University



**13 Guard**  
**Isaiah Briscoe**  
6-3 | 210 | Sophomore  
Newark, N.J.  
Roselle Catholic



**14 Forward**  
**Tai Wynyard**  
6-10 | 254 | R-Freshman  
Auckland, New Zealand  
Rangitoto College



**15 Forward**  
**Isaac Humphries**  
7-0 | 255 | Sophomore  
Sydney, Australia  
La Lumiere School



**20 Guard**  
**Brad Calipari**  
6-0 | 178 | Freshman  
Franklin Lakes, N.J.  
MacDuffie School



**25 Guard**  
**Dominique Hawkins**  
6-0 | 191 | Senior  
Richmond, Ky.  
Madison Central



**30 Guard**  
**Dillon Pulliam**  
6-3 | 195 | R-Sophomore  
Cynthiana, Ky.  
Transylvania Univ.



**32 Forward**  
**Wenyen Gabriel**  
6-9 | 213 | Freshman  
Manchester, N.H.  
Wilbraham & Monson Acad.



**35 Forward**  
**Derek Willis**  
6-9 | 228 | Senior  
Mt. Washington, Ky.  
Bullitt East



**Head Coach**  
**John Calipari**



**Associate Coach**  
**Kenny Payne**



**Assistant Coach**  
**Tony Barbee**



**Assistant Coach**  
**Joel Justus**



**Special Assistant**  
**John Robic**

## 2016-17 Kentucky Men's Basketball Roster

No.	Name	Position	Height	Weight	Class	Hometown	Previous School	Major	Twitter	Instagram
0	De'Aaron Fox	Guard	6-3	187	FR	Houston	Cypress Lakes	Undergrad Studies	@Swipathefox	@swipathefox
1	Sacha Killeya-Jones	Forward	6-10	230	FR	Chapel Hill, N.C.	Virginia Episcopal	Communication	@The_SKJ	@the_skj
3	Bam Adebayo	Forward	6-10	260	FR	Little Washington, N.C.	High Point Christian	Undergrad Studies	@IAMBam13_	@bam1of1
5	Malik Monk	Guard	6-3	200	FR	Lepanto, Ark.	Bentonville	Undergrad Studies	@AhmadMonk	@ahmad_monk
10	Jonny David	Guard	6-2	183	SO	Pittsburgh	Mt. Lebanon	Kinesiology	@jddavid010	@jddavid010
11	Mychal Mulder	Guard	6-4	185	SR	Windsor, Ontario	Vincennes Univ.	Communication	@MychalMulder	@mikemulder11
13	Isaiah Briscoe	Guard	6-3	210	SO	Newark, N.J.	Roselle Catholic	Undergrad Studies	@ZayBriscoe	@zaaay_
14	Tai Wynyard	Forward	6-10	254	R-FR	Auckland, New Zealand	Rangitoto College	Undergrad Studies	@WynyardTai	@taiwynyard
15	Isaac Humphries	Forward	7-0	255	SO	Sydney, Australia	La Lumiere School	Communication	@IsaacHumphries7	@isaachumphries7
20	Brad Calipari	Guard	6-0	178	FR	Franklin Lakes, N.J.	MacDuffie School	Marketing	@bradcalipari	@bradcalipari
25	Dominique Hawkins	Guard	6-0	191	SR	Richmond, Ky.	Madison Central	Communication	@DHawk_25	@dhawk_25
30	Dillon Pulliam	Guard	6-3	195	R-SO	Cynthiana, Ky.	Transylvania Univ.	Computer Engineering	@DPull32	@dpull32
32	Wenyen Gabriel	Forward	6-9	213	FR	Manchester, N.H.	Wilbraham & Monson	Undergrad Studies	@WenyenGabriel	@wenyengabriel
35	Derek Willis	Forward	6-9	228	SR	Mt. Washington, Ky.	Bullitt East	Communication	@derek_willis33	@dxw_33

**Head Coach:** John Calipari (Clarion, 1982)

**Associate Head Coach:** Kenny Payne (Louisville, 2003)

**Assistant Coaches:** Tony Barbee (UMass, 1993)

Joel Justus (UNC Wilmington, 2004)

**Special Asst. to the Head Coach:** John Robic (Denison, 1986)

**Associate AD/Basketball Operations:** Chris Woolard (UCLA, 1997)


**Strength Coach:** Robert Harris (Kentucky State, 2009)

**Athletic Trainer:** Chris Simmons (Memphis, 2002)

## Pronunciation Guide

Bam ADEBAYO	(ah-duh-BUY-o)
Brad/John CALIPARI	(cal-a-PEAR-ee)
DOMINIQUE Hawkins	(dom-UH-neek)
WENYEN Gabriel	(when-yen)
SACHA KILLEA-Jones	(sah-SHA) (kuh-LEE-uh)
MALIK Monk	(muh-LEAK)
MYCHAL Mulder	like michael
Dillon PULLIAM	(pull-E-um)
TAI WYNARD	(tie) (win-YARD)


## UK MBB Media Relations



**Eric Lindsey**  
Coach Cal interviews  
Primary contact



**Deb Moore**  
Player interviews  
Secondary contact



**Jake Most**



**Stephanie Guy**

859-257-3838

## University Quick Facts

**President:** Dr. Eli Capilouto

**Faculty Rep:** Joseph L. Fink III

**Athletics Director:** Mitch Barnhart

**Deputy AD:** DeWayne Peevy

**Enrollment:** 30,000

**Founded:** 1865

**Home Arena:** Rupp Arena

**Capacity:** 23,000

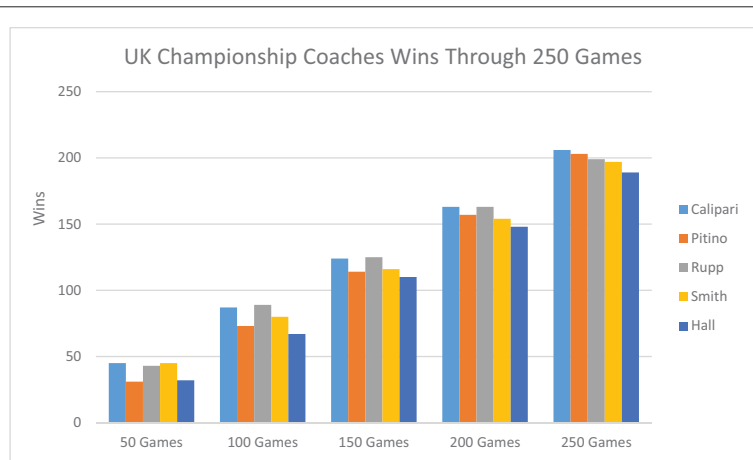
**Rupp Arena Record:** 553-65 (.895)

**All-time Record:** 2,217-684-1 (.764)

**Website:** UKathletics.com



# UK'S CHAMPIONSHIP COACHES THROUGH THEIR FIRST EIGHT SEASONS



Weeks as AP No. 1		Record as AP No. 1	
Calipari	36	Calipari	69-7
Hall	14	Hall	25-2
Pitino	6	Pitino	7-4
Smith	3	Smith	3-1
Rupp	N/A	Rupp	N/A

SEC Titles		
	Regular Season	Tournament
Smith	5 (98, 00, 01, 03, 05)	5 (98, 99, 01, 03, 04)
*Calipari	4 (10, 12, 15, 16)	4 (10, 11, 15, 16)
Pitino	2 (95, 96)	5 (92, 93, 94, 95, 97)
Rupp	3 (33, 35, 37)	2 (33, 37)
Hall	5 (73, 75, 77, 78, 80)	0

*\*Calipari is currently in his eighth season. Other numbers reflect conclusion of eighth season.*

## FINAL FOURS



Noteworthy			
	All-Americans	SEC POY	All-SEC
*Calipari	10	3	18
Hall	10	3	22
Rupp	9	0	0
Pitino	4	3	20
Smith	4	2	19

*\*Calipari is currently in his eighth season. Other numbers reflect conclusion of eighth season.*

## Achievements Under Calipari Never Achieved Before in History of Program ...

- 2** - National Players of the Year (John Wall, 2010; Anthony Davis, 2012)
- 3** - No. 1 NBA Draft Picks (Wall, 2010; Davis, 2012; Karl-Anthony Towns, 2015)
- 38** - NCAA victories, a single-season record achieved in 2012 and 2015
- 38-0** - start to the season in 2015, never before been achieved in NCAA history
- 6** - of eight teams ranked No. 1 at some point in the season
- 54** - consecutive home victories to begin UK coaching career
- 2** - National Freshmen of the Year (Wall, 2010; Davis, 2012)
- 2** - National Defensive Player of the Year (Davis, 2012; Willie Cauley-Stein, 2015)

### Career Winning Percentage

Calipari	.824
Rupp	.822
Pitino	.814
Smith	.760
Hall	.748

### Adolph Rupp (1931-72)

Appeared in his first Final Four in 1942, his 12th season. He's UK's all-time wins leader (876). In his career, he advanced to six Final Fours and won four National Championships.





## The Polls

## Associated Press Top 25

Jan. 2

- Villanova (59)
- Baylor (6)
- Kansas
- UCLA
- Gonzaga
- Kentucky**
- West Virginia
- Duke
- Louisville
- Creighton
- Virginia
- Florida State
- Wisconsin
- North Carolina
- Oregon
- Xavier
- Arizona
- Butler
- Saint Mary's
- Purdue
- Virginia Tech
- Cincinnati
- Notre Dame
- Florida
- Southern Cal

## USA Today Coaches Poll

Jan. 2

- Villanova (30)
- Kansas (1)
- Baylor
- Gonzaga
- UCLA
- Kentucky**
- West Virginia
- Duke
- Louisville
- Creighton
- Wisconsin
- Virginia
- Florida State
- Oregon
- Xavier
- North Carolina
- Arizona
- Butler
- Saint Mary's
- Purdue
- Notre Dame
- Cincinnati
- Virginia Tech
- Florida
- Indiana

Receiving Votes: Minnesota, Clemson, Miami, Maryland, Kansas State, Seton Hall, Iowa State, Northwestern, VCU, UNC Wilmington

Receiving Votes: Southern Cal, South Carolina, Miami, Minnesota, California, Kansas State, New Mexico State, Clemson, UNC Wilmington, Maryland, Nebraska, Oklahoma State, Seton Hall

## Kentucky Week by Week

Contest	Time	TV Network
Preseason	2/4	-/-
Nov. 14	2/2	-/-
Nov. 21	1/1	-/-
Nov. 28	1/1	-/-
Dec. 5	6/7	-/-
Dec. 12	6/7	-/-
Dec. 19	6/5	-/-
Dec. 26	8/8	-/-
Jan. 2	6/6	-/-

## Upcoming in the SEC

Jan. 7 - Jan. 17

Contest	Time	TV Network
<b>Saturday, Jan. 7</b>		
Missouri at Georgia	1 p.m.	SEC Network
Texas A&M at South Carolina	1:30 p.m.	CBS
Mississippi State at LSU	3:30 p.m.	SEC Network
Tennessee at Florida	5:15 p.m.	ESPN2
Ole Miss at Auburn	6 p.m.	SEC Network
Vanderbilt at Alabama	7 p.m.	ESPNU
<b>Arkansas at Kentucky</b>	<b>8:30 p.m.</b>	<b>SEC Network</b>
<b>Tuesday, Jan. 10</b>		
Auburn at Missouri	7 p.m.	SEC Network
<b>Kentucky at Vanderbilt</b>	<b>7 p.m.</b>	<b>ESPN</b>
Florida at Alabama	9 p.m.	ESPNU
Mississippi State at Arkansas	9 p.m.	SEC Network
<b>Wednesday, Jan. 11</b>		
South Carolina at Tennessee	6:30 p.m.	SEC Network
Georgia at Ole Miss	7 p.m.	ESPNU
LSU at Texas A&M	8:30 p.m.	SEC Network
<b>Saturday, Jan. 14</b>		
Georgia at Florida	Noon	ESPN2
Texas A&M at Mississippi State	1 p.m.	CBS
Alabama at LSU	3:30 p.m.	SEC Network
<b>Auburn at Kentucky</b>	<b>4 p.m.</b>	<b>ESPN</b>
Missouri at Arkansas	6 p.m.	SEC Network
Ole Miss at South Carolina	6:30 p.m.	ESPNU
Tennessee at Vanderbilt	8:30 p.m.	SEC Network
<b>Tuesday, Jan. 17</b>		
Arkansas at Texas A&M	7 p.m.	SEC Network
<b>Kentucky at Mississippi State</b>	<b>7 p.m.</b>	<b>ESPN</b>
Vanderbilt at Georgia	9 p.m.	ESPNU
Tennessee at Ole Miss	9 p.m.	SEC Network

All times Eastern

## SEC Standings as of Jan. 4, 2017

Team	SEC Record	Overall Record	Games Back
<b>Kentucky</b>	<b>2-0 (1.000)</b>	<b>12-2 (.857)</b>	<b>0.0</b>
Florida	2-0 (1.000)	11-3 (.786)	0.0
Vanderbilt	2-0 (1.000)	8-6 (.571)	0.0
Alabama	1-0 (1.000)	8-5 (.615)	0.5
South Carolina	1-0 (.000)	11-3 (.786)	0.5
Arkansas	1-1 (.500)	12-2 (.857)	1.0
Georgia	1-1 (.500)	9-5 (.643)	1.0
LSU	1-1 (.500)	9-4 (.692)	1.0
Tennessee	1-1 (.500)	8-6 (.571)	1.0
Mississippi State	0-1 (.000)	9-4 (.692)	1.5
Missouri	0-1 (.000)	5-8 (.385)	1.5
Auburn	0-2 (.000)	10-4 (.714)	2.0
Ole Miss	0-2 (.000)	9-5 (.643)	2.0
Texas A&M	0-2 (.000)	8-5 (.615)	2.0

## Kentucky in the Rankings as of Jan. 4, 2017

## Team Rankings

Category	Stat	SEC [NCAA]
Scoring	94.0	1st [2nd]
Scoring Defense	71.1	10th [162nd]
Scoring Margin	+22.9	1st [2nd]
Free-Throw Pct.	.694	9th [175th]
Field-Goal Pct.	.488	1st [26th]
Field-Goal Pct. Def.	.401	5th [67th]
3-Point FG Pct.	.354	7th [163rd]
3-Point FG Pct. Def.	.300	3rd [29th]
Rebounding Off.	41.7	1st [10th]
Rebounding Def.	37.0	12th
Rebounding Margin	+4.7	5th [72nd]
Blocks Per Game	6.6	1st [4th]
Assists Per Game	19.2	1st [3rd]
Steals Per Game	7.4	6th [66th]
Turnover Margin	+6.6	1st [3rd]
Assist/TO Ratio	1.7	1st [3rd]
Off. Rebs. Per Game	14.9	1st [10th]
Def. Rebs. Per Game	26.9	T5th [110th]
Def. Rebound Pct.	.684	9th
Off. Rebound Pct.	.377	2nd
3-Point FG Per Game	7.8	5th [156th]

## Individual Rankings

Category/Player	Stat	SEC [NCAA]
Assists Per Game/Fox	6.8	1st [8th]
Assists Per Game/Briscoe	4.4	5th [144th]
Assist-TO Ratio/Fox	2.8	2nd [38th]
Assist-TO Ratio/Briscoe	2.3	6th [144th]
Blocks Per Game/Adebayo	1.9	9th [55th]
Double-Doubles/Fox	4	2nd [82nd]
Double-Doubles/Adebayo	3	T3rd [120th]
Field-Goal Pct./Briscoe	.520	6th [103rd]
Field-Goal Pct./Monk	.516	8th [126th]
Free-Throw Pct./Monk	.864	7th [54th]
Minutes Per Game/Briscoe	30.3	10th
Minutes Per Game/Fox	30.1	T11th
Minutes Per Game/Monk	29.0	19th
Off. Rebs. PG/Adebayo	3.4	T3rd [36th]
Off. Rebs. PG/Gabriel	2.4	9th [180th]
Points Per Game/Monk	22.6	1st [10th]
Points Per Game/Fox	15.6	11th [223rd]
Points Per Game/Briscoe	15.3	12th [250th]
Rebs. Per Game/Adebayo	7.4	6th [162nd]
Rebs. Per Game/Gabriel	5.6	20th
Steals Per Game/Fox	1.9	T4th [72nd]
3-Point FG Made PG/Monk	3.5	1st [40th]
3-Point FG Pct./Monk	.434	4th [12th]

## Media Information

## CREDENTIAL REQUESTS

Requests for single-game credentials should be made as far in advance as possible and no later than five days prior to game day online at [sportssystem.com/Kentucky](http://sportssystem.com/Kentucky).

## CREDENTIAL CRITERIA

The University of Kentucky's decision to issue credentials to a media outlet for the purposes of covering a UK basketball home or away event is determined by a variety of factors. They include the following:

- Amount of coverage given to Kentucky throughout the season
- Intention/ability to cover all 22 sports at Kentucky
- Distribution/size of publication: free, subscription, sale on newsstands, website traffic, etc.
- Radio or TV station program format and size of audience
- Length of existence of the publication, amount of original copy generated, number of full-time employees of the publication and the journalistic experience of the reporter(s)
- Attendance at Kentucky media sessions, including Olympic sport opportunities
- Space availability
- Professionalism, which includes but is not limited to conduct at games, press conferences, practices, on social media, etc.

The University of Kentucky has the right to revoke credentials under its own discretion.

## INTERVIEW POLICIES-GENERAL

All interviews with University of Kentucky basketball players or staff members must be arranged through the Media Relations office. Media should never contact a player or coach directly.

The Wildcat Coal Lodge, dormitories, team locker rooms and other team quarters are private team areas. Media members are not permitted in these areas unless accompanied by appropriate university personnel.

## PRACTICE/PRESS CONFERENCES

Other than announced exceptions, UK basketball practices are closed to the media. UK will accept requests to attend practice. All requests must be made by 10 a.m. on the day of the practice. In cases in which practices are open to the media, no cell phones are allowed in the practice facility.

Player interviews are conducted prior to practices the day before a game and will be available to all UK media in the Joe Craft Center lower-level lobby. UK will accept requests for player interviews, but they must be submitted 24 hours prior to the scheduled availability.

Coach John Calipari or an assistant coach will meet with members of the media immediately following player interviews in the lower level lobby of the Joe Craft Center.

Gameday shoot-arounds are closed to the media.

## TELEPHONE PLAYER INTERVIEWS

Telephone interviews are available to the media on a call-back basis. Individual player and coach telephone numbers will not be given to members of the media.

Players are instructed not to conduct interviews when contacted directly by telephone. The UK Media Relations Office will arrange for telephone interviews at a time most convenient for the student-athlete.

Other special requests are handled on a case-by-case basis.

## POSTGAME INTERVIEWS

Following each game, there is a 20-minute cooling-off period, during which time the players shower and dress. Approximately 10 minutes after the game ends, Coach Calipari conducts his postgame press conference while a player is taken to the UK Sports Network.

Following Coach Calipari's press conference and the cooling-off period, selected UK players are brought to the media interview room.



## Honoring the Cats

### Bam Adebayo

- Wooden Award Preseason Watch List
- Naismith Trophy Preseason Watch List
- CBSSports.com Preseason All-America Second Team
- College Basketball Talk Preseason All-America Third Team
- Kareem Abdul-Jabbar Award Preseason Watch List
- Preseason All-SEC First Team (AP/Coaches)

### Isaiah Briscoe

- SEC Player of the Week (Jan. 2, 2017)
- Lute Olson Award Preseason Watch List
- Preseason All-SEC Second Team (AP/Coaches)

### De'Aaron Fox

- SEC Freshman of the Week (Dec. 19, 2016)
- SEC Freshman of the Week (Dec. 5, 2016)
- SEC Freshman of the Week (Nov. 14, 2016)
- Wooden Award Preseason Watch List
- Naismith Trophy Preseason Watch List
- Sporting News Preseason All-America Second Team
- Bob Cousy Award Preseason Watch List
- Preseason All-SEC First Team (AP/Coaches)

### Malik Monk

- SEC Freshman of the Week (Jan. 2, 2017)
- USBWA Oscar Robertson National Player of the Week (Dec. 20, 2016)
- USBWA Wayman Tisdale National Freshman of the Week (Dec. 20, 2016)
- SEC Player of the Week (Dec. 19, 2016)
- SEC Freshman of the Week (Nov. 21, 2016)
- Wooden Award Preseason Watch List
- Naismith Trophy Preseason Watch List
- CBSSports.com Preseason All-America Third Team
- Jerry West Award Preseason Watch List
- Preseason All-SEC Second Team (AP/Coaches)

## Defensive Charge Sparks Another Offensive Onslaught

The saying has always been, "defense leads to offense," but for the number of eye-popping offensive displays the 2016-17 Kentucky Wildcats have showcased this season, their defense has been inconsistent. Well, playing in front of a home crowd for the first time in nearly a month, the Wildcats found their spark from a suffocating defensive effort en route to a 100-58 win over Texas A&M on Tuesday. UK flustered the Aggies into 25 turnovers -- the most in the Billy Kennedy era at Texas A&M -- which resulted in 35 points for the Cats off the visitors' mistakes.

In a series that featured overtime games in four of the last five matchups, a 3-0 lead by the Aggies was a misleading sign of what was to come for the 23,455 fans in attendance. Kentucky compiled a 15-0 run over the next three minutes, which saw six consecutive turnovers lead to six straight baskets for a 15-3 advantage that would never again be threatened.

Malik Monk led four Wildcats in double figures and UK topped 100 points for the fifth time this season, the most by a John Calipari-coached team and the most since the 1995-96 season. Monk poured in 26 points and has scored 60 points on 19 of 27 (70.3 percent) from the floor and 10 of 14 (71.4 percent) from 3-point range in his first two career SEC games. He's averaging 30.8 points over his last four games.

Isaiah Briscoe and De'Aaron Fox combined for 28 points, 13 assists, six rebounds and three steals, while Bam Adebayo contributed 10 points, three blocks and three steals.

Every Wildcat saw action as the team dropped 13 3-pointers, the most since also tallying 13 in a win vs. Alabama in the SEC Tournament a season ago. Kentucky shot 52.4 percent from the field, its second-highest mark of the season and the ninth time this year the Wildcats made more than half their shots. It was the second-most lopsided win in league play in the Calipari era. Additional notes include:

- Kentucky's points per possession was a season-high 1.41
- UK made 21 of 26 at the foul line, a season-best 80.8 percent
- The Wildcats grabbed 13 offensive rebounds and won second-chance points 21-3
- Kentucky has won each of their first two SEC games of a season by at least 23 points for the first time since 1996-97
- The Wildcats scored their most points in an SEC home opener (100) since Jan. 4, 1994, vs. Vanderbilt (107)
- UK has scored at least 99 points in consecutive SEC regular-season games for the first time since Jan. 23 and 26, 1993
- Monk is the first freshman in program history to score 26 or more points in his first two career SEC games
- Monk is the first UK player to score 26 or more points in consecutive games to begin the SEC season since Dan Issel on Jan. 3 and 5, 1970
- Kentucky improved to 139-5 under Calipari when holding the opponent to 63 points or fewer
- It was Monk's ninth 20-point game of the season and the fourth time he's made at least five treys. He's scored in double figures in every game this season
- Sophomore Jonny David scored a career-high five points, including his first career 3-pointer

## Briscoe, Monk Haul in SEC Weekly Honors

For the second time this season, the Kentucky men's basketball team swept the weekly SEC awards. Sophomore Isaiah Briscoe and freshman Malik Monk were tabbed the player and freshman of the week, respectively, by the league's office on Monday following UK's season-opening SEC win at Ole Miss.

Briscoe and Monk made history and led the Cats to a 99-76 victory in UK's SEC lidlifter at Ole Miss on Thursday. It's the first honor of the season for Briscoe and the third honor for Monk.

Briscoe became the third player in program history -- and second this season -- to register a triple-double when he amassed 19 points, a career-high 11 assists and 10 rebounds in the win. After only having one triple-double in school history prior to this season, Briscoe and freshman De'Aaron Fox accounted for two in a seven-game span. The duo is the only pair of teammates in the history of the SEC to have a triple-double in the same season.

Monk poured in 34 points against the Rebels on 11-of-16 shooting, including 5 of 7 from behind the arc and 7 of 8 from the free-throw line. The 34 points are the most a freshman has ever scored in program history on the road. He's scored 30 or more points twice this season, becoming just the second freshman in program history to achieve that feat. Jamal Murray had three such games a season ago.

## S-E-C! S-E-C! S-E-C!

Kentucky has the unquestionable reputation as the league's gold standard. Since the SEC's inception in 1932-33, the Wildcats have been the most dominant team in the league, recording a 958-268 mark (.781) in conference play. Only two other teams have won more than 700 regular-season SEC games (Alabama, Tennessee) and no other team has a better winning percentage.

- UK has averaged 11.5 wins and only 3.2 losses per season in 83 seasons in the SEC
- Kentucky has won 47 SEC titles and 29 SEC Tournament championships
- The Wildcats have won 14 of the last 24 SEC Tournament titles
- UK has won at least a share of four of the last seven SEC regular-season championships under head coach John Calipari
- Kentucky has played in the championship game of the SEC Tournament in six of Calipari's seven seasons following its 2016 title

## Kentucky Picked to Win 48th SEC Title

The Kentucky men's basketball program finds itself in familiar territory under the direction of eighth-year head coach John Calipari. UK started the season faced with the tough task of replacing more than 75 percent of its scoring and 70 percent of its rebounding from the 2015-16 team, yet a select panel of media voted the Wildcats to repeat as Southeastern Conference champions. Should Kentucky achieve that standard, it would mark the fifth regular-season title under Calipari and the program's 48th overall.

It's the 12th time since the 1998-99 season the Wildcats are the overall preseason favorite. UK was picked to win the title a season ago and did not disappoint, sharing the crown with Texas A&M. Calipari has directed his teams to regular-season SEC crowns in 2010, 2012, 2015 and 2016.

Each school selected media members that cover their team and additional media from across the nation were selected by the conference office to comprise the voting panel. Points were compiled on a 14-13-12-11-10-9-8-7-6-5-4-3-2-1 basis. Each media member also voted for two All-SEC teams.

## Briscoe's Triple-Double Spearheads Historic Start to SEC Play

The Kentucky men's basketball team has been the flagship program for the SEC since the league's inception. UK's quest for a 48th regular-season title began with an historic evening in Oxford, Miss., in late December. The Wildcats enjoyed a prolific night from their offense, spearheaded by the second triple-double by a UK player within a seven-game span.

Malik Monk scored 34 points and Isaiah Briscoe had a triple-double -- the second of the season and just the third in school history -- as the Wildcats used an early surge to roll to a 99-76 victory over the Rebels. UK used a 13-0 run to build a 21-7 lead with 15:16 left in the first half and never looked back.

Briscoe recorded 19 points, a career-high 11 assists and 10 rebounds for the Wildcats, who led 60-41 at halftime and were never seriously threatened. Bam Adebayo added a career-high 25 points, primarily on the strength of a career-high eight dunks.

Monk finished 11 of 16 from the field, including 5 of 7 from 3-point range, and added six rebounds and three steals. Adebayo was 12 of 19 from the field and blocked three shots.

Kentucky shot 50 percent from the field and 44 percent from 3-point range. Other milestones included:

- Briscoe's triple-double was the third in school history. UK had just one triple double in school history before this season (De'Aaron Fox recorded UK's earlier one vs. Arizona State). With the latest triple-double, Briscoe and Fox are now the first pair of

## 2016-17 LEAD-DEFICIT COMPARISON

Opponent	Biggest Lead	Biggest Deficit	Biggest Run*	Changes	Ties	Led	Trailed	Result
SFA	27 (2nd)	1 (1st)	7-0	2	0	39:04	0:30	W, 87-64
CANISIUS	30 (2nd)	7 (1st)	9-0	6	9	27:07	9:42	W, 93-69
vs. Michigan St.	23 (2nd)	3 (1st)	9-0	1	3	34:30	1:41	W, 69-48
DUQUESNE	41 (2nd)	2 (1st)	11-0	1	2	37:27	0:10	W, 93-59
CLEVELAND ST.	41 (2nd)	N/A	12-0	0	0	39:44	0:00	W, 101-70
UT MARTIN	48 (2nd)	3 (1st)	11-0	3	0	36:49	2:01	W, 111-76
vs. Arizona St.	48 (2nd)	1 (1st)	12-0	2	0	39:17	0:23	W, 115-69
UCLA	9 (1st)	14 (2nd)	11-0	2	3	12:59	24:39	L, 97-92
VALPARAISO	34 (2nd)	N/A	21-0	0	2	38:50	0:00	W, 87-63
vs. Hofstra	31 (2nd)	N/A	18-0	0	0	39:33	0:00	W, 96-73
vs. North Carolina	12 (1st)	3 (1st)	7-0	6	6	32:41	3:43	W, 103-100
at Louisville	6 (1st)	7 (1st)	9-0	9	10	12:15	19:38	L, 73-70
at Ole Miss	28 (2nd)	2 (1st)	13-0	1	1	38:23	0:23	W, 99-76
TEXAS A&M	47 (2nd)	3 (1st)	15-0	1	1	38:00	0:41	W, 100-58
ARKANSAS								
at Vanderbilt								
AUBURN								
at Mississippi St.								
SOUTH CAROLINA								
at Tennessee								
KANSAS								
GEORGIA								
at Florida								
LSU								
at Alabama								
TENNESSEE								
at Georgia								
at Missouri								
FLORIDA								
VANDERBILT								
at Texas A&M								
<b>BIGGEST/MOST</b>	<b>48</b>	<b>14</b>	<b>21-0</b>	<b>9</b>	<b>10</b>	<b>39:44</b>	<b>24:39</b>	<b>+46</b>
<b>TOTALS</b>	<b>-</b>	<b>-</b>	<b>-</b>	<b>-</b>	<b>-</b>	<b>460:39</b>	<b>63:31</b>	<b>+321</b>

\*run tracked by consecutive UK points without allowing an opponent score

teammates in SEC history to log triple-doubles in the same season

- UK's 23-point margin of victory was its most in an SEC opener since Jan. 2, 1999, vs. Florida, a 35-point win
- UK's 99 points were ...

- The most in a true road game in the Calipari era
- The most in an SEC road game since a 103-95 victory at Tennessee on Feb. 14, 2001
- The most in an SEC opener since a 107-82 win over Vanderbilt on Jan. 4, 1994

- Kentucky improved to an impressive 105-13 vs. Ole Miss in the all-time series
- UK's 60 points in the first half were the most in the Calipari era and the third-most points in any half in his tenure
- Monk's game-high 34 points are the most by a freshman in school history in a road game. With the 30-point game, Monk joined Jamal Murray as the only freshmen in school history with multiple games of 30 points or more. Murray had three such games last season

### UK's Nonconference Schedule Loaded

According to the NCAA's calculations, the Wildcats have played the fourth-toughest schedule to date. Through games on Jan. 3, UK's opponents have won 67.4 percent of their games.

UK's 12-game nonconference schedule prior to league play featured eight teams that made it to a postseason tournament in 2015-16, five teams who finished the year with a top 50 RPI ranking and four nationally ranked opponents at the time of the game. Three of KenPom's top five teams from last season (North Carolina, Kansas and Michigan State) were among UK's early schedule. Four of the Wildcats' nonconference opponents were ranked in the Associated Press Top 25 at the time, with UK going 2-2 in those games.

Kentucky still has one remaining nonconference team in Kansas in the SEC-Big 12 Challenge. The teams will meet on Jan. 28 in Rupp Arena.

The Wildcats' slate took the Wildcats as far east as the Bahamas for the second game of a two-year deal with Arizona State and as far west as Las Vegas for a matchup with North Carolina in the CBS Sports Classic.

Kentucky also traveled twice to New York, first to play Michigan State in Madison Square Garden, and then against Hofstra at the Barclays Center in Brooklyn.

All told, Kentucky's 2016-17 nonconference opponents combined for a record of 200-157 in 2015-16, a .649 winning percentage. Four teams finished the season ranked in the top 25 of the all-important RPI. Five teams started the season ranked in both the AP Top 25 and the USA Today Coaches Poll.

### Monk Off to Historic Scoring Start

If there's one thing to be said from the first 14 games of Malik Monk's career, it's that he is as dynamic of an offensive player for the Wildcats as any player John Calipari has ever coached. As a matter of fact, he may be Calipari's best scorer ever. At least that's what the numbers say.

Following his record-setting 47 points vs. No. 7/6 North Carolina, his scoring average jumped all the way up to 21.9 points per game. It now stands at 22.6 points per game after consecutive games of 26 points or more to begin league play. If the season ended today, he would have the highest scoring average of any player Calipari has coached in college. No Calipari player has ever averaged more than 21.2 points for an entire season (Dajuan Wagner at Memphis in 2001-02).

Through games played on Jan. 3, Monk is the nation's leader in scoring among all NCAA Division I freshmen.

The freshman from Lepanto, Arkansas, has topped the 20-point plateau nine times this season and in eight of his last 10 contests. He's reached double figures in all 14 games so far.

Monk isn't just a one-trick pony either. He can beat you in a variety of ways. Off the bounce, he's as good as anyone in the country. Athletically and at the rack, he's elite with a 42-inch vertical and 13 dunks so far -- many of which have appeared on SportsCenter's Top 10 plays.

Perhaps Monk's greatest strength is his ability to shoot. Through 14 games, Monk has connected on 49 made 3-pointers, just behind where Jodie Meeks (51) was when he went on to set the single-season 3-point record in 2008-09 with 117 made 3-pointers.

But Monk isn't just chasing history; he's already made some after the record-setting performance vs. the Tar Heels and the Rebels. Among the records and milestones Monk captured in the unforgettable performance vs. the Tar Heels:

- The 47 points vs. UNC were ...
  - The most by a freshman in school history
  - The sixth-most points ever by a Wildcat
  - The most points by a Wildcat since Jodie Meeks recorded the single-game record of 54 points at Tennessee on Jan. 18, 2009
  - The most ever by a John Calipari-coached player in college
  - The most in a single game by an SEC freshman since Chris Jackson of LSU scored 55 points vs. Ole Miss on March 4, 1989
  - The second-most points by a freshman in Division I college basketball since at least the 1996-97 season
  - The most in school history at a neutral site

## STREAKS

Overall	Won 2
Unranked AP teams anywhere	Won 15
Ranked AP teams anywhere	Lost 1
Home	Won 2
Home SEC	Won 20
Home nonconference	Won 1
Home AP unranked nonconference	Won 35
Home AP ranked teams	Lost 1
Home AP unranked teams	Won 40
Road	Won 1
Road SEC	Won 2
Road AP ranked teams	Lost 2
Road AP unranked teams	Won 2
Neutral	Won 4
Neutral AP ranked teams	Won 2
Neutral AP unranked teams	Won 5

Active Consecutive Made Starts (in games played)	
Isaiah Briscoe	36
Bam Adebayo	14
De'Aaron Fox	14
Malik Monk	14
Wenyan Gabriel	4

Active Consecutive Made Free Throws (in games played)	
Isaiah Briscoe	12
Malik Monk	11
Dominique Hawkins	9
Wenyan Gabriel	6
Mychal Mulder	4
Bam Adebayo	2
Jonny David	2

Active Consecutive Games with a 3 (in games played)	
Malik Monk	14
Derek Willis	8
Isaiah Briscoe	3
Mychal Mulder	3
Jonny David	1
Wenyan Gabriel	1
Dominique Hawkins	1

## DUNK TRACKER

Player	2016-17	Career
Bam Adebayo	43	43
Isaiah Briscoe	1	2
De'Aaron Fox	7	7
Wenyan Gabriel	4	4
Dominique Hawkins	1	3
Isaac Humphries	2	2
Sacha Killeya-Jones	4	4
Malik Monk	13	13
Mychal Mulder	3	3
Derek Willis	4	16

## DOUBLE-DOUBLES

Player	2016-17	Career
Bam Adebayo	3	3
Isaiah Briscoe	1	3
De'Aaron Fox	4	4
Wenyan Gabriel	1	1
Derek Willis	0	2

## TRIPLE-DOUBLES

Player	2016-17	Career
Isaiah Briscoe	1	1
De'Aaron Fox	1	1

- The most in school history against an opponent ranked in the top 10 of the Associated Press Top 25
- Tied the second most ever scored against North Carolina. It's the most since Rick Yuknus (Georgia Tech) scored 47 on Feb. 14, 1970 The record is 48 by Dick Groat on Feb. 29, 1952
- The second-most points by a UK player against a nonconference opponent. Cliff Hagan scored 51 vs. Temple on Dec. 5, 1953
- His 18 field goals are the most since Melvin Turpin made 18 on March 8, 1984
- His eight 3-pointers tied the school record for most 3-point field goals by a freshman
- With 34 points vs. Ole Miss, Monk ...
  - Set the school record for most points by a freshman in a road game
  - Joined Jamal Murray as the only freshmen in school history with multiple games of 30 or more points. Murray had three such games last season
- With 26 points vs. Texas A&M, Monk ...
  - Scored 60 points on 19 of 27 (70.3 percent) from the floor and 10 of 14 (71.4 percent) from 3-point range in his first two career SEC games
  - Became the first freshman in program history to score 26 or more points in his first two career SEC games
  - Became the first UK player to score 26 or more points in consecutive games to begin the SEC season since Dan Issel on Jan. 3 and 5, 1970

## How Monk Stacks Up to Calipari's Best Scorers

If traditional numbers aren't enough, KenPom.com's efficiency rankings also put Malik Monk in the discussion for the best scorer under John Calipari. Just looking at some of the top Calipari freshmen scorers alone, Monk stacks up favorably.

Name	Offensive Rating	True Shooting %	Usage Rate	Points Per Game
John Wall	108	56.2	25.7	16.6
DeMarcus Cousins	113.1	57.9	30.5	15.1
Brandon Knight	106.7	55.3	27	17.3
Anthony Davis	133.5	65.7	18.8	14.2
Julius Randle	111.2	56.6	25.5	15
Karl-Anthony Towns	122.7	62.7	23.7	10.3
Jamal Murray	118	59	27.2	20
Malik Monk	127.6	65.0	25.4	22.6

## Fox on Early Pace to Threaten Assists Record

Nearing the midway point of the regular season, Kentucky freshman point guard De'Aaron Fox has lived up to the hype as a speedy guard with exceptional passing ability.

Through the first 14 games, Fox has 95 assists, ahead of where Tyler Ulis (77) sat through the first 14 games last year when he went on to break the school's single-season assist record, and just behind former national player of the year and No. 1 NBA Draft pick John Wall's (98) pace (both Ulis and Wall missed a game during the first 14 contests).

Fox already has a team-leading four double-doubles by way of points and assists, which includes his historic triple-double against Arizona State -- the first triple-double in school history since Chris Mills did it on Dec. 27, 1988.

That's not the only history Fox has made. Against Stephen F. Austin, in the season opener, Fox dished out 12 assists to set two program records. The 12 dimes were the most by any Wildcat in his debut, and the most of any player in a season-opening game since assists began being kept in 1971-72.

## Adebayo Providing an Extra Punch to Offense

After scoring in single digits in two of his first three career outings, freshman big man Bam Adebayo has topped double-figure scoring in each of UK's last 11 games to provide a consistent inside presence to complement UK's guard-heavy lineup. He's averaging 13.2 points per game on the season to go along with a team best 7.4 rebounds per game.

Even more impressive is his efficiency. Adebayo is utilizing a team-best .580 field-goal percentage with players attempting at least three shots a game. He already has 43 dunks on the season, including a career-high eight at Ole Miss. The most by a player in the John Calipari era is Anthony Davis with 92 during the 2011-12 season.

Adebayo isn't just contributing offensively, however, as told by his team-high 1.9 blocks per game.

## Calipari's Best Freshman Trio Yet?

Among the many things Kentucky has been known for since John Calipari's arrival at Kentucky, the Wildcats have featured the nation's best freshmen. From John Wall and DeMarcus Cousins, to Brandon Knight and Terrence Jones, Anthony Davis and Michael Kidd-Gilchrist, Nerlens Noel, Karl-Anthony Towns, Devin Booker, Tyler Ulis, and Jamal Murray -- just to name a handful -- UK has seen its fair share of freshman phenoms.

Believe it or not, De'Aaron Fox, Malik Monk and Bam Adebayo may be as impressive of a trio as Calipari has ever coached. They've each had electrifying and jaw-dropping performances, and between the three of them, they lead UK in points, rebounds, assists, blocks and steals.

Combined the trio is averaging 51.4 points, 14.9 rebounds and 9.7 assists per game. For comparison, the 2009-10 freshman trio of Wall, Cousins and Eric Bledsoe -- who likely would be the strongest competition to this year's group -- combined to average 43.1 points, 17.3 rebounds and 10.3 assists per game by the end of the season.

This year's edition of the freshman class isn't just statistically good among past UK greats, they're also some of the elite performers nationally. Monk leads the country among all freshmen with a 22.6 points per game average and his 3.50 made 3-pointers a game. Fox is second among all freshmen with 6.8 assists per game and third with a 2.79 assist-to-turnover ratio. Adebayo is sixth in blocks per game (1.86) and rebounds (7.4).

## National Attention

Kentucky basketball always garners the eyes of the country as UK routinely draws some of the highest national rating numbers on TV for college basketball games. Of course, this season has been no different.

The Wildcats' game vs. North Carolina in the CBS Sports Classic was the most watched college basketball game of the season (to that point) across any network, according to CBS. The game, which is being hailed as an all-time classic after Kentucky won a 103-100 thriller, drew a 2.4 household rating with a 5 share. In other words, 2.4 of all households with a TV set watched the game, while 5 percent of those watching TV at the time tuned in for the game.

The Kentucky-Louisville game was ESPN's best overnight (1.8) for a college basketball game this season. It also averaged a streaming audience of 60,000 people.

UK's game against Michigan State in the Champions Classic saw a total live audience of 2,150,000 viewers, including a streaming audience of 67,000 average viewers -- a top-five men's regular-season streaming audience ever for ESPN.

## Senior Trio Adding Consistency to Lineup

UK's senior class of Dominique Hawkins, Mychal Mulder and Derek Willis are all playing significant minutes for the Cats and are producing in a variety of ways. The trio averages a combined 15.8 points, 7.8 rebounds, 3.7 assists, 1.8 steals and 1.3



blocks per game.

Willis is averaging a career-best 4.4 rebounds, Mulder has scored a career-high 84 points, while Hawkins owns a team-best 11.3 assist-to-turnover ratio. The 15.8 points per game from the seniors is the best in the John Calipari era. The 2012 team consisting of Darius Miller and Eloy Vargas averaged 10.6 points per game.

The 221 points scored on the year is already the fifth most by a senior class since the 2009-10 season.

### Winning Big in Historic Fashion

Kentucky won its first seven games by at least 21 points. The only other team in school history to accomplish that feat was the 1947-48 team, which also ended its streak at seven games.

Among the seven victories, four (Duquesne, Cleveland State, UT Martin and Arizona State) saw the Cats win by at least 31. It was the first time UK had won four consecutive games by at least 31 points since Feb. 2-8, 1954, when it won four consecutive games by that margin.

UK's current scoring margin is plus-22.9 points per game, the second-best mark in the country (as of games through Jan. 3). The Wildcats' first nine wins were all by at least 21 points, the first time that's happened since the 1934-35 season.

When Kentucky beat Ole Miss by 23 points in the Southeastern Conference opener on Dec. 29, it marked the largest victory in an SEC opener for the Wildcats since Jan. 2, 1999, when UK beat Florida by 35 points. With a 42-point win over Texas A&M in the second game of the league slate, it marked the first time UK had won its first two league tilts by at least 23 points since 1996-97.

### Fastest Calipari Team Ever?

It's no secret that a staple of John Calipari-coached teams is to play fast. You'll hear him from the sidelines imploring his teams to get out and run and score as many transition baskets as possible.

Well, the 2016-17 edition of the Kentucky Wildcats is just that - really fast, as told by their average possession lasting just 14.0 seconds. As of Jan. 3, that mark was the seventh-fastest mark in the nation, and the best among Power Five programs.

But, for a coach who directs his teams to run the floor, this team takes it to a whole new level. This is the fastest Calipari team while at Kentucky and the fastest by more than two seconds.

### Average Possession Length and KenPom's Adjusted Tempo Ranking:

2016-17 (UK): 14.0, 7th	2013-14 (UK): 17.9, 156th	2010-11 (UK): 18.3, 219th
2015-16 (UK): 17.7, 219th	2012-13 (UK): 17.4, 106th	2009-10 (UK): 16.2, 31st
2014-15 (UK): 17.7, 98th	2011-12 (UK): 17.8, 142nd	

### Keep It 100

For all the offensive weapons John Calipari's teams have featured during his eight seasons at Kentucky, this squad might have the most firepower, as told by the Wildcats' 94.0 scoring average, ranked second in the country (as of games through Jan. 3). That number is better than the 1995-96 team's final scoring average of 91.4, the best school mark in the shot-clock era, and slightly behind the school-record average of 95.4 from the 1970-71 season.

UK surpassed the Cal era record for most 100-point games in a season when it dropped 100 on Texas A&M in the SEC home opener. The previous mark was four games during the 2009-10 team. It's the most 100-point games for any UK team since the 1995-96 season when that squad posted nine games of 100 or more.

Three of this season's games came consecutively. UK logged a 101-70 win over Cleveland State on Nov. 23, followed it up with 111 points vs. UT Martin in a 111-76 victory and then dropped 115 on Arizona State in a 115-69 win. It marked the first time the Wildcats had scored 100 or more points in three straight outings since Dec. 16-23, 1977.

UK's 115 points vs. Arizona State are the most of the John Calipari era and the most since the Wildcats netted 115 vs. East Tennessee State on Dec. 30, 2002.

### Sharing is Caring

Perhaps the most defining trait of John Calipari's teams and their success is their willingness to share the ball. Calipari, on an annual basis, brings in the nation's most talented players, most of whom were accustomed to taking the majority of the shots on their high school teams.

At Kentucky, to better prepare them for the next level, they learn to share -- and to prosper from it. Calipari doesn't promise shots to anyone. Instead, he preaches that as the team succeeds, everyone benefits.

This team may be his greatest example of that yet. With all the talent this team has, it has shared the ball better than any other Calipari team at Kentucky. The Wildcats have 269 assists through 14 games, 34 more than the 2014-15 team had at this point in the season.

Four players are averaging 2.0 assists or more per game, and Kentucky's 19.2 assists per game ranks third in the nation (as of games through Jan. 3). As a matter of fact, UK's assists average is only slightly behind the 1995-96 UK team's mark of 21.8 assists per game. That team went on to set the school record of 783 assists in 36 games.

## MEASURABLES



#### Top Wing Span

1. Sacha Killeya-Jones - 7'2"
2. Bam Adebayo - 7'1.50"
3. Isaac Humphries - 7'0"
- T3. Derek Willis - 7'0"
- T5. Wenyen Gabriel - 6'11"

#### Top Vertical

1. Dominique Hawkins - 44.5"
2. Mychal Mulder - 44.0"
3. Malik Monk - 42.0"
4. Bam Adebayo - 39.5"
5. De'Aaron Fox - 38.5"

#### Top Hand Width

1. Sacha Killeya-Jones - 11.0"
2. Mychal Mulder - 10.75"
- T3. Isaiah Briscoe - 10.0"
- T3. Tai Wynyard - 10.0"
5. Derek Willis - 9.75"

## CATS IN THE NBA

At the beginning of the 2016-17 season, 24 former Wildcats were on an opening-day roster, more than any other school in the country. The following listing is as of opening day.

Name	Team
Eric Bledsoe	Phoenix Suns
Devin Booker	Phoenix Suns
Willie Cauley-Stein	Sacramento Kings
DeMarcus Cousins	Sacramento Kings
Anthony Davis	New Orleans Pelicans
Aaron Harrison	Charlotte Hornets
Andrew Harrison	Memphis Grizzlies
Terrence Jones	New Orleans Pelicans
Enes Kanter	Oklahoma City Thunder
Brandon Knight	Phoenix Suns
Michael Kidd-Gilchrist	Charlotte Hornets
Skal Labissiere	Sacramento Kings
DeAndre Liggins	Cleveland Cavaliers
Trey Lyles	Utah Jazz
Jodie Meeks	Orlando Magic
Jamal Murray	Denver Nuggets
Nerlens Noel	Philadelphia 76ers
Patrick Patterson	Toronto Raptors
Julius Randle	Los Angeles Lakers
Rajon Rondo	Sacramento Kings
Karl-Anthony Towns	Minnesota Timberwolves
Tyler Ulis	Phoenix Suns
John Wall	Washington Wizards
James Young	Boston Celtics

Several former Wildcats are among the NBA league leaders in the major statistical categories. Stats are through Jan 4. Former UK players are in **BOLD**.

#### Points Per Game

1. Russell Westbrook (Thunder) - 30.9
2. **Anthony Davis (Pelicans) - 28.9**
3. **DeMarcus Cousins (Kings) - 28.6**
15. **John Wall (Wizards) - 23.5**

#### Rebounds Per Game

1. Hassan Whiteside (Heat) - 14.3
7. **Anthony Davis (Pelicans) - 11.8**
- T8. Karl-Anthony Towns (Timberwolves) - 11.6**
14. **DeMarcus Cousins (Kings) - 9.9**
19. **Julius Randle (Lakers) - 8.7**

#### Assists Per Game

1. James Harden (Rockets) - 11.9
3. **John Wall (Wizards) - 10.0**
- T8. Rajon Rondo (Bulls) - 7.1**

#### Blocks Per Game

1. **Anthony Davis (Pelicans) - 2.62**
18. **Karl-Anthony Towns (Timberwolves) - 1.43**

#### Field-Goal Percentage

1. Rudy Gobert (Jazz) - .681
9. **Enes Kanter (Thunder) - .557**

#### Steals Per Game

1. **John Wall (Wizards) - 2.31**
18. **Eric Bledsoe (Suns) - 1.53**

#### Double-Doubles

1. Two tied with - 29
3. **Karl-Anthony Towns (Timberwolves) - 25**
- T7. Anthony Davis (Pelicans) - 22**
- T9. John Wall (Wizards) - 21**
- T14. DeMarcus Cousins (Kings) - 15**



## POINTS PER POSSESSION

Game	Off. PPP	Def. PPP
STEPHEN F. AUSTIN	1.13	0.83
CANISIUS	1.24	0.92
vs. Michigan State	0.95	0.66
DUQUESNE	1.18	0.75
CLEVELAND STATE	1.23	0.85
UT MARTIN	1.37	0.94
vs. Arizona State	1.39	0.83
UCLA	1.11	1.17
VALPARAISO	1.12	0.81
vs. Hofstra	1.25	0.95
vs. North Carolina	1.30	1.27
at Louisville	0.96	1.00
at Ole Miss	1.21	0.93
TEXAS A&M	1.41	0.82
ARKANSAS		
at Vanderbilt		
AUBURN		
at Mississippi State		
SOUTH CAROLINA		
at Tennessee		
KANSAS		
GEORGIA		
at Florida		
LSU		
at Alabama		
TENNESSEE		
at Georgia		
at Missouri		
FLORIDA		
VANDERBILT		
at Texas A&M		

## Overall

Kentucky offensive high - 1.41 vs. Texas A&M  
 Kentucky offensive low - 0.95 vs. Michigan State  
 Kentucky SEC offensive high - 1.41 vs. Texas A&M  
 Kentucky SEC offensive low - 1.21 at Ole Miss

Opponent offensive high - 1.27 vs. North Carolina  
 Opponent offensive low - 0.66 vs. Michigan State  
 Opponent SEC offensive high - 0.93 at Ole Miss  
 Opponent SEC offensive low - 0.82 vs. Texas A&M

Against Arizona State, the Wildcats dished out 33 assists (on 44 made field goals), the most in the Calipari era and just two off of the school record. UK also had 25 assists against Cleveland State, the fifth most in the Cal era.

Kentucky dishes out an assist on 56.2 percent of its field goals.

## Kentucky Elite Under Cal

Since John Calipari took over the program in 2009-10, no one in the country has had more wins than Kentucky, and only Kansas and Gonzaga have a better winning percentage. UK is 229-49 (.823) during that time span.

1. Kansas: 229-44 (.8388)
2. Gonzaga: 216-45 (.8276)
3. Kentucky: 229-49 (.8237)
4. Duke: 222-49 (.8192)
5. Wichita State: 214-51 (.8075)

\*numbers through Jan. 3, 2017

## Big-Game Cal

John Calipari's teams aren't just good against the best teams in the country, they're great. Not only does Kentucky have a 46-19 record (.708) vs. Associated Press Top 25 teams, UK is 5-2 when both teams are ranked in the AP top five under Calipari.

All-time, Calipari is 11-6 when both teams are ranked in the AP top five. According to the SEC Network, only four coaches have won more such games. When both teams are ranked in the AP Top 25, Calipari's all-time record is 69-44, including a 39-16 mark at Kentucky. When both are ranked in the top 10 he has a 23-12 record, including 12-5 at UK.

## Taking Care of Business

Kentucky's 46-19 record vs. opponents ranked in the Associated Press Top 25 is impressive, but the Wildcats' ability to beat all-comers can't be overlooked. Under John Calipari, UK is 183-30 vs. unranked competition, an .859 winning percentage. The Wildcats' loss to UCLA during the 2015-16 season was its first loss to an unranked opponent since March 1, 2014.

## Always Efficient

According to Ken Pomeroy's calculations on kenpom.com, UK's teams under John Calipari have consistently ranked among the most efficient teams in the country per possession.

Year	Offense (Rank)	Defense (Rank)	Overall
2017	120.9 (3)	90.4 (6)	1st
2016	120.4 (5)	98.0 (53)	6th
2015	119.3 (5)	86.5 (2)	1st
2014	117.6 (10)	96.9 (41)	11th
2013	108.8 (42)	99.1 (129)	42nd
2012	122.9 (2)	88.2 (9)	1st
2011	118.1 (7)	90.4 (15)	6th
2010	116.1 (15)	86.2 (6)	3rd

\*rankings through Jan. 3, 2017

## Bounce Back

The Wildcats don't lose very often during the John Calipari era, but when they do, they almost always bounce back. UK is 36-7 under Calipari following a loss. Kentucky's back-to-back losses at Kansas and at Tennessee during the 2015-16

## UK'S RECORD VS. RANKED OPPONENTS AND AS A RANKED OPPONENT UNDER CALIPARI

	Opponent Rank																												
Kentucky (RK)	1	2	3	4	5	6	7	8	9	10	11	12	13	14	15	16	17	18	19	20	21	22	23	24	25	RV	NR	TOTAL	
1	-	0-1	0-1	1-0	2-0	2-0	-	2-0	1-0	-	0-1	-	-	-	-	2-0	1-0	1-0	-	1-0	3-0	1-0	-	-	-	6-2	46-2	69-10	
2	-	-	-	-	1-0	0-1	-	-	-	-	-	1-0	1-0	-	1-0	-	1-0	-	0-1	-	-	-	-	-	-	4-0	22-0	31-2	
3	-	-	-	1-0	-	-	-	-	0-1	-	-	1-0	-	-	-	-	-	-	-	0-1	-	-	-	-	-	1-0	17-0	20-2	
4	-	-	-	-	-	-	-	-	-	-	-	-	-	1-0	-	-	-	-	-	-	-	-	-	-	1-0	1-0	6-1	9-1	
5	-	-	-	-	-	-	-	-	-	1-0	-	-	-	-	-	-	-	-	-	-	-	-	-	-	-	-	5-0	6-0	
6	-	-	-	-	-	-	1-0	-	-	0-1	-	-	-	-	-	-	-	-	-	-	-	-	-	-	-	-	3-0	4-1	
7	-	-	-	-	-	-	-	-	-	-	-	-	-	-	-	-	-	-	-	-	-	-	-	-	-	-	-	-	
8	-	-	-	-	-	-	-	-	-	-	-	-	1-0	-	-	-	-	-	-	-	-	-	-	-	-	0-3	4-0	5-3	
9	-	-	-	-	-	-	-	-	-	-	-	-	-	-	-	-	-	-	-	-	-	-	-	-	-	-	1-1	1-1	
10	-	-	-	-	-	-	-	-	-	-	-	-	-	0-1	-	-	-	-	-	-	-	-	-	-	-	0-3	4-1	4-5	
11	1-0	-	-	-	-	-	1-0	-	0-1	-	-	-	-	-	-	-	-	0-1	-	-	-	2-0	-	-	-	-	5-1	9-3	
12	-	-	-	-	-	-	-	-	-	-	-	-	-	-	-	1-0	-	-	-	-	-	-	-	-	-	1-0	1-1	3-1	
13	-	-	-	-	-	-	-	-	-	-	-	-	-	-	-	-	-	-	-	-	-	-	-	-	-	-	4-1	4-1	
14	-	-	0-1	-	-	-	-	-	-	-	-	-	-	-	-	-	-	-	-	-	-	-	-	-	-	1-1	7-1	8-3	
15	-	-	-	-	-	-	-	-	-	-	-	1-0	-	-	-	-	-	-	-	-	-	-	-	-	-	1-0	1-0	3-0	
16	-	-	-	-	-	-	-	-	-	-	-	-	-	-	-	-	1-0	-	-	-	-	-	-	-	-	-	3-1	4-1	
17	-	-	-	-	-	-	-	-	-	-	-	-	-	-	-	-	-	-	-	-	-	-	1-0	-	-	-	2-2	3-2	
18	-	-	-	-	-	1-0	-	-	-	-	-	-	-	-	-	-	-	-	-	-	-	-	0-1	-	-	1-0	4-0	6-1	
19	-	-	-	-	-	-	-	-	-	-	-	-	-	-	-	-	-	-	-	-	-	-	-	-	-	-	1-0	1-0	
20	-	-	-	0-1	-	-	-	-	-	-	-	-	-	-	-	-	-	-	-	-	1-0	-	-	-	-	-	3-1	4-2	
21	-	-	-	-	-	-	-	-	-	-	-	-	-	-	-	-	-	-	-	-	-	-	-	-	-	-	-	-	
22	-	-	-	-	-	-	-	-	-	-	-	-	1-0	-	-	-	-	-	-	-	-	-	-	-	-	1-0	5-1	7-1	
23	-	-	-	-	-	-	-	-	-	-	-	-	-	-	-	-	-	-	-	-	-	-	-	-	-	-	2-0	2-0	
24	-	-	-	-	-	-	-	-	-	-	-	-	-	-	-	-	-	-	-	-	-	-	-	-	-	-	-	-	
25	0-1	-	-	-	-	-	0-1	-	-	-	-	-	-	-	-	-	-	-	-	-	-	-	-	-	-	-	1-1	1-3	
RV	0-1	1-0	-	-	1-0	-	1-0	-	-	-	-	1-0	-	-	-	-	-	0-1	-	-	-	-	-	-	-	-	3-0	7-2	
NR	-	-	-	0-1	-	-	-	-	-	-	1-0	-	-	-	-	1-0	-	-	-	-	-	-	-	-	-	-	-	2-1	
TOTAL	1-2	1-1	0-2	2-2	4-0	3-1	3-1	2-0	1-2	1-1	1-1	4-0	3-0	1-1	1-0	4-0	3-0	1-3	0-1	1-1	4-0	3-0	1-1	-	1-0	-	Total	212-43	
																											Total	46-19	

season were its first consecutive losses since losing a pair to Arkansas and South Carolina on Feb. 27, 2014 and March 1, 2014, respectively.

The Wildcats have only lost back-to-back games seven times during the Calipari era and they've never lost three in a row with Calipari on the sidelines. The last time UK lost three games in a row was in February 2009 when the Wildcats dropped four straight games to end the regular season.

### Hold Them to 55

Defense has always been a recipe for success for the Wildcats under John Calipari. The special ingredient: 55 points. UK is a perfect 63-0 under Calipari when holding the opponent to 55 points or fewer. The Wildcats are 139-5 under Calipari when limiting the opponent to 63 points or less.

### High-Percentage Shots

Kentucky has scored a whopping 40.7 percent of its points on either layups or dunks and 44.1 points per game inside the paint.

Why such high-percentage baskets? There could be a number of factors to point to. For one, this UK team likes to play fast and beat other teams down the floor, which can lead to layups and dunks. UK is averaging just 14.0 seconds per possession, the seventh-fastest mark in the country (as of games through Jan. 3).

Defense helps, too. The Wildcats are scoring 22.8 points per game off of turnovers, some of which are easy transition baskets. In that regard, UK is averaging 14.4 fast-break points per game.

### Three is Better Than Two

UK passed UNLV for the nation's longest active streak of consecutive games with a made 3-pointer in its final game of 2015-16. UK's current streak is 989 games, tied with UNLV through games played on Jan. 3.

The Cats' last game without a made 3-pointer came against Seton Hall on Nov. 26, 1988 a "three-point" loss in the Great Alaska Shootout.

### Forever Young

Kentucky began the 2016-17 season with two veterans in the starting lineup in senior Derek Willis and sophomore Isaiah Briscoe. However, Kentucky once again checks in as one of the youngest teams in terms of experience, according to kenpom.com. UK ranks No. 347 out of 351 in terms of experience per minute. Only Mississippi State is younger among Power Five institutions.

### Cats Deliver the Knockout Punch

UK is 200-3 (.985) in the John Calipari era when leading by at least 10 points at any time in the contest. Two of those three losses (a 21-point lead at Tennessee and a 12-point lead at Auburn) came during the 2015-16 campaign. The only other loss in the Cal era came during the 2012-13 season when UK gave up an 11-point first-half lead and lost 59-55 at Alabama. All three losses have come to Southeastern Conference foes on the road.

Perhaps most impressive of all is that 73.0 percent of games Calipari has coached in at Kentucky have produced 10-point leads at some point during the game for UK. The Wildcats have led by 10 points or more in a whopping 87.3 percent of Calipari's 229 career wins at Kentucky.

### Keep a Watchful Eye on the Cats

Stocked full of some of the nation's top talent, a handful of Wildcats are on a number of national preseason watch lists:

- Bam Adebayo - Kareem Abdul-Jabbar Award, Naismith Trophy, Wooden Award
- Isaiah Briscoe - Lute Olson Award
- De'Aaron Fox - Bob Cousy Award, Naismith Trophy, Wooden Award
- Malik Monk - Jerry West Award, Naismith Trophy, Wooden Award

### Best in the Bluegrass

Kentucky has been dominant against teams in the state under John Calipari. UK is 14-2 against in-state foes with Calipari at the helm, including 8-2 vs. Louisville. Two of the victories over the Cardinals came in postseason play. UK had its four-game winning streak snapped this season, but has won all four meetings played in Rupp Arena. Louisville's two wins have come by a combined six points.

Here's a list of the meetings between the state's two premier programs since Coach Cal took over at Kentucky:

- Jan. 2, 2010 - UK won 71-62 at Rupp Arena
- Dec. 31, 2010 - UK won 78-63 at KFC YUM! Center

- Dec. 31, 2011 - UK won 69-62 at Rupp Arena
- March 31, 2012 - UK won 69-61 at the Superdome (NCAA Final Four in New Orleans)
- Dec. 29, 2012 - Louisville won 80-77 at KFC YUM! Center
- Dec. 28, 2013 - UK won 73-66 at Rupp Arena
- March 28, 2014 - UK won 74-69 at Lucas Oil Stadium (NCAA Sweet 16 in Indianapolis)
- Dec. 27, 2014 - UK won 58-50 at KFC YUM! Center
- Dec. 26, 2015 - UK won 75-73 at Rupp Arena
- Dec. 21, 2016 - Louisville won 73-70 at KFC YUM! Center

### All-Time Wins Leader Returned to the Top of the Polls

Kentucky was the top team in the land according to the Associated Press Top 25 and the USA Today Coaches Poll for two consecutive weeks (Nov. 21 and 28).

UK and John Calipari have been tough to beat playing the role of the hunted:

- The Wildcats own an all-time record of 221-30 (.880) as the nation's top-ranked squad
- UK has won 66 of its last 71 contests as the AP's top team
- The Wildcats are 69-7 (.908) as the AP No. 1 team since Calipari's first year at the helm, the best record in the country by a top-ranked team during that span
- In eight seasons under Calipari, the Wildcats have reached No. 1 in six of those seasons
- Calipari is 110-12 (.902) all-time as head coach of the AP's No. 1 team
- Calipari has coached 122 career games as a No. 1 team, the fourth most in NCAA history, trailing John Wooden (228), Mike Krzyzewski (233) and Adolph Rupp (131)
- Among coaches who have owned a No. 1 ranking in at least 119 games, Calipari's winning percentage of .902 trails only Wooden (.952), and is ahead of active coaches Krzyzewski (.870) and Roy Williams (.849)
- Only Krzyzewski (193) has more wins as a No. 1 ranked coach among active NCAA Division I teams than Calipari
- Prior to the home loss vs. UCLA on Dec. 3, Kentucky had lost just twice at home as the AP top-ranked team in the history of the program and just once in Rupp Arena. Both of those losses came by just one point
- UK has been ranked No. 1 a total of 124 weeks since the AP started ranking teams during the 1948-49 season. Only UCLA (134) and Duke (129) have been atop the rankings for more weeks

### Fox Posts Triple-Double in Record Rout of Arizona State

On a night of record-setting accomplishments and a collective offensive outburst from the Wildcats in a 115-69 win over Arizona State in the Bahamas, one achievement stood out above the rest: De'Aaron Fox's triple-double.

With 14 points, a career-high 11 rebounds and 10 assists in 31 minutes of play, Fox etched his name into the Kentucky record books with just the second triple-double in school history. Chris Mills notched the first and only other triple-double for UK on Dec. 27, 1988.

Fox collected his 10th assist with 4:44 left to play to get the triple-double on a Malik Monk 3-pointer. Coincidentally, the 3-pointer and record-setting assist put the Wildcats over the 100-point mark for the third consecutive game, the first time that's happened since December of 1977. Those were just a few of numerous eye-popping stats from UK's dominating performance on Paradise Island in the Bahamas.

- The total of 115 points was the most of the Calipari era and the most since Dec. 30, 2002, when UK scored 115 in a win over East Tennessee State
- With the 46-point drubbing, this season's Wildcats joined the 1947-48 Kentucky team as the only squads in school history to win their first seven games by at least 21 points. No team in program history has ever done it eight straight times to begin the year
- Kentucky's 33 assists are the high mark of the Calipari era. The 33 assists were two off the school record and the most since setting the school record with 35 on March 14, 1996, vs. San Jose State
- The Wildcats took more shots (84) than they ever have under Calipari thanks to the blazing pace of play
- and tied the Calipari-era mark for the most rebounds in a game
- The 59 rebounds tied Calipari-era mark for the most rebounds in a game
- The last time UK won four consecutive games by at least 31 points was February 1954

### Wildcats Sign Four in Fall Signing Period for 2017

Continuing a trend that started with the arrival of head coach John Calipari, the Kentucky men's basketball program has once again put together one of the strongest recruiting classes in the country, signing four of the nation's top players during the early fall signing period. Highly rated prospects Shai Gilgeous-Alexander, Quade Green, Nick Richards and P.J. Washington have all inked national letters of intent with UK.

All four players are consensus four- or five-star prospects and all are ranked in the top 50

## COMPARING THE CALIPARI ERA

A look at UK's statistics through 14 games throughout the John Calipari era ...

Year	FG%	Opp. FG%	3-Pt. FG%	FT%	RPG	Assists	TOs.	Blocks	Steals	Points	PPG	Record
2016-17	.488	.401	.354	.694	41.7	269	155	93	104	1,316	94.0	12-2
2015-16	.469	.408	.316	.651	39.3	190	182	77	94	1,087	77.6	11-3
2014-15	.468	.311	.340	.667	41.4	235	163	114	114	1,068	76.3	14-0
2013-14	.479	.383	.300	.663	44.1	178	179	100	57	1,136	81.1	11-3
2012-13	.489	.371	.357	.640	39.6	223	181	106	109	1,090	77.9	10-4
2011-12	.484	.350	.363	.710	42.1	201	185	129	100	1,142	81.6	13-1
2010-11	.474	.385	.412	.704	40.5	194	157	97	80	1,130	80.7	12-2
2009-10	.505	.382	.422	.695	42.6	241	214	107	99	1,171	83.6	14-0

by the major national recruiting services. In a class stocked full of highly regarded players, national analysts are already calling UK's class one of the nation's top hauls for 2017.

In every season in the Calipari era, the Wildcats have signed either the nation's No. 1 or No. 2 recruiting class. UK looks to continue that streak with the latest additions of Gilgeous-Alexander, Green, Richards and Washington.

- Gilgeous-Alexander will come to Kentucky out of Hamilton Heights Christian Academy in Chattanooga, Tennessee. Originally from Canada, Gilgeous-Alexander was a member of the 2016 Canadian Men's U18 National Team that captured the silver medal at the 2016 FIBA Americas U18 Championship over the summer. He averaged 7.8 points, a tournament-best 5.4 assists and 3.0 steals per game, second best in the field. ESPN, Scout and 247Sports tab him a top-50, four-star prospect.
- Green is considered a five-star point guard prospect by Rivals, ESPN and Scout. ESPN ranks him as high as the No. 22 overall prospect in the class, while Rivals has him at No. 23. Scout tabs him at No. 25 and 247Sports list him at No. 31. Green, who was named the 2016 Pennsylvania Class 3A Player of the Year as a junior, was a part of the 2016 FIBA Americas U18 Championship team that won a gold medal in Chile. He averaged 18.7 points, 4.2 rebounds and 3.8 assists in leading Neumann-Goretti High School to the Pennsylvania state championship last season.
- Richards will be the second player in the Calipari era to join Kentucky out of the Patrick School in Elizabeth, New Jersey. National champion and No. 2 overall NBA Draft selection, Michael Kidd-Gilchrist was the other. Richards is ranked in the top 20 by the major recruiting services, including ESPN (No. 12), 247 Sports (No. 15), Scout (No. 17) and Rivals (No. 19). 247Sports tabs him as the second-best center in the class. He's a consensus five-star prospect.
- Washington, measured at 6-8, 229 pounds, is rated as high as No. 14 overall in the rankings by Scout. 247Sports and ESPN have him at No. 16 and Rivals tabs him No. 17. The five-star prospect is considered the top power forward in the class by Scout. Washington was a member of the 2016 USA Men's U18 National Team that won a gold medal at the 2016 FIBA Americas U18 Championship over the summer. He started all five games and averaged 10.0 points and 4.0 rebounds. Washington also represented the U.S. at the 2015 FIBA 3x3 U18 World Championship.

### Monk's Record Scoring Night Headlines Classic Win vs. UNC

For all the classic games the Kentucky-North Carolina series has featured, the 2016-17 matchup in Las Vegas was right up there with the best of them thanks to a record-setting scoring day from Malik Monk.

The UK freshman guard scored 47 points -- including the game-winning 3-pointer with 22 seconds to go -- to lead the Wildcats to a thrilling 103-100 victory in the CBS Sports Classic at T-Mobile Arena. Monk set all sorts of milestones with the offensive display, most notably crushing the previous UK freshman scoring record of 35 points, set by Terrence Jones (Jan. 11, 2011) and later tied by Jamal Murray (Feb. 6, 2016). Monk tied the program's all-time leading scorer, Dan Issel, for the sixth-most points ever by a Wildcat in a single game, and scored the most points by a Wildcat since Jodie Meeks recorded the single-game record of 54 points at Tennessee on Jan. 18, 2009.

On a day when both teams were at their near offensive peak -- both teams shot better than 50 percent from both the field and 3-point range -- Monk was just better than everyone else.

It was Kentucky's fourth victory in the last five games vs. North Carolina and its second win over a ranked team this season.

Noteworthy:

- Monk's 47 points are the most ever by a John Calipari-coached player in college. They are also the most in a single game by a Southeastern Conference freshman since Chris Jackson of LSU scored 55 points vs. Ole Miss on March 4, 1989, as well as the second-most points by a freshman in Division I college basketball since at least the 1996-97 season
- The 47 points tied the second most ever scored against North Carolina. It's the most since Rick Yuknus (Georgia Tech) scored 47 on Feb. 14, 1970. The record is 48 by Dick Groat on Feb. 29, 1952
- Tied for the sixth-most points in a game in school history, the 47 points are the second most ever by a Kentucky player against a nonconference opponent. Cliff Hagan scored 51 points vs. Temple on Dec. 5, 1953
- It was the first time UK has allowed 100 points in a game since losing to VMI 111-103 on Nov. 14, 2008. It was the first time Kentucky won a game in which it allowed 100 or more points since defeating Alabama 101-100 on March 1, 1979

- It was just the second time in UNC history and the first time in a regulation-length game that UNC lost a game in which it scored 100 points
- The Wildcats outrebounded the nation's No. 1 rebounding team (in terms of rebounding margin) 39-35. It was the first time in UNC's first 12 games it had been outrebounded
- The game was the most watched college basketball game of the season across any network, according to CBS. It drew a 2.4 household rating with a 5 share. In other words, 2.4 of all households with a TV set watched the game, while 5 percent of those watching TV at the time tuned in for the game
- The Wildcats scored 103 points, the most Kentucky has ever scored vs. the Tar Heels in a win
- UK shot 54.1 percent from the field, marking the seventh time in 11 games the Cats had made more than half their shots
- Kentucky topped the 100-point plateau for the fourth time this season. It tied the most 100-point games in the Calipari era as the 2009-10 team also achieved the feat

### UK Leads Nation with 24 Players on NBA Opening-Day Rosters

The Kentucky men's basketball team, the nation's most prolific NBA player-producing program, once again leads the country with 24 players on an opening-day NBA roster. Duke came in second with 19.

Of the 449 players in the NBA to start the 2016-17 season, approximately 5.35 percent played college basketball at UK. Kentucky's NBA dominance is best represented in Phoenix and Sacramento, where a combined seven Wildcats now play at the highest level of the game.

Eric Bledsoe, Devin Booker, Brandon Knight and Tyler Ulis are all part of the 2016-17 Phoenix Suns roster, while former UK stars Willie Cauley-Stein, DeMarcus Cousins and Skal Labissiere call Sacramento their home. Two other franchises -- the Charlotte Hornets (Aaron Harrison, Michael Kidd-Gilchrist) and the New Orleans Pelicans (Anthony Davis and Terrence Jones) -- opened the season with two Wildcats apiece.

Using figures compiled by spotrac.com, Kentucky players' current contracts alone are valued at more than \$659 million. Calipari-coached players only (which includes Derrick Rose and Tyreke Evans but not Jodie Meeks or Rajon Rondo) have nearly \$751 million in current contracts. In just the 2016-17 season alone, UK players are slated to make more than \$172 million. Calipari-coached players only will make more than \$183 million. Over the course of their careers, Calipari players have generated approximately \$1.2 billion in total NBA contracts.

The UK players aren't just making the NBA either; they're among the league's best players. The Wildcats are among the league leaders in every major statistical category.

### All-Americans Play at Kentucky

Three different Wildcats -- all freshmen -- were named to at least one preseason All-America Team.

Bam Adebayo was tabbed a preseason second-team All-American by CBSSports.com and a third-team selection by College Basketball Talk. De'Aaron Fox was named a second-team All-American by Sporting News, and Malik Monk was a third-team pick by CBSSports.com.

Of course, those honors are just preseason, but UK has a track record of All-America honors, especially under John Calipari. Ten different Wildcats have earned All-America honors by one of the NCAA-recognized teams under Calipari.

### Four Cats Selected to Preseason All-SEC Teams

Four players were selected to the preseason All-SEC squads by both the league's coaches and the Associated Press.

Freshmen Bam Adebayo and De'Aaron Fox were picked to the first team, while sophomore Isaiah Briscoe and freshman Malik Monk were tabbed to the second team.

Arkansas senior forward Moses Kingsley was tabbed the preseason pick for the league's player of the year award by the AP. The league's coaches do not pick a preseason player of the year.

### Justus Moves to Assistant Coach Role; Robic Special Assistant

Joel Justus, who joined Kentucky two seasons ago as the director of analytics and then special assistant to the head coach, moved to one of the three assistant coaching positions for the 2016-17 season. John Robic, who has served as an assistant to Calipari at three different schools since the late 1980s, moved into the special assistant to the head coach role prior to start of practices in late September.

"I feel I have the best staff of people who surround me in the country," John Calipari said at the time of the announcement. "All are strong in areas that I'm weak. All of them under-

## 2016-17 LINEUP COMPARISON

A breakdown of Kentucky's most used lineups, including a breakdown of each lineup's +/- statistics:

Most Frequent Lineups	Total Minutes	Points For	Points Against	+/-	+/- per 40 min.
Fox, Adebayo, Monk, Briscoe, Gabriel	91:42	214	154	+60	+26.17
Fox, Adebayo, Monk, Briscoe, Willis	76:53	198	132	+66	+34.34
Fox, Monk, Briscoe, Willis, Humphries	21:18	61	41	+20	+37.56
Fox, Adebayo, Monk, Gabriel, Hawkins	19:25	55	22	+33	+67.98
Fox, Adebayo, Monk, Willis, Hawkins	15:59	36	22	+14	+35.04
Fox, Monk, Briscoe, Humphries, Gabriel	15:57	39	31	+8	+20.06
Fox, Adebayo, Briscoe, Willis, Hawkins	15:19	43	26	+17	+44.40
Adebayo, Monk, Briscoe, Willis, Hawkins	13:36	32	30	+2	+5.88
Fox, Monk, Humphries, Gabriel, Hawkins	10:55	18	18	+0	+0.00
Adebayo, Monk, Briscoe, Willis, Mulder	10:04	27	9	+18	+71.52



stand that the relationships with our current players and working with them every single day to help them get better is the key to their success and this program. No one should look at this in any other way than me trying to shuffle our staff to put them in the best positions to succeed personally and for them to help our program remain the gold standard.

"Kenny (Payne), Tony (Barbee) and I will continue to work on putting the best incoming classes that we can together with young people who want Kentucky as bad as we want them and who understand that the program isn't for everyone. By putting Joel where he is and having him focus on who we need to hone in on, we'll be more prepared than we've ever been, which is scary. Robes will continue to focus on his strength of making us the most well-prepared team in the country and putting our kids in positions to succeed."

### **Chuck Hayes Inducted into UK Athletics Hall of Fame**

Chuck Hayes was inducted into the UK Athletics Hall of Fame as a member of the 2016 class in October.

A fan favorite for relentless defense and tenacious rebounding, he was named the 2005 Southeastern Conference Defensive Player of the Year and still ranks seventh in career rebounds with 910 in program history. He led the team to the 2005 SEC regular-season championship and was a key member on the 2003 and 2004 SEC Tournament titles.

### **Cousins Wins First Olympic Gold Medal with USA Basketball**

Snatching up what seemed like every rebound, former Wildcat DeMarcus Cousins also hauled in the first Olympic gold medal of his career with a strong performance in the championship game of the 2016 Olympics.

With a gold medal on the line, Cousins saved his best for last for USA Basketball. Coming off the bench for a third straight game, Cousins set the tempo early by dominating the paint, sparking Team USA to a 40-15 first-half run, and ultimately to a 96-66 rout of Serbia.

Cousins played as well as he has all tournament, posting 13 points and a game-high 15 rebounds for his third double-digit scoring game of the Olympics. He had 11 points and 12 rebounds by halftime.

The 6-foot-11 forward, who was drafted fifth overall in 2010 after a sensational freshman season at Kentucky, averaged 9.1 points and 5.8 rebounds in eight games at the Olympics. He shot 61.4 percent from the floor, only shooting less than 50 percent in one game during the run.

Cousins is the 10th Wildcat all-time to compete in the Olympics and win a gold medal (not counting Sam Bowie, who was awarded a medal by President Jimmy Carter after the United States boycotted the 1980 Moscow Games), tied with North Carolina and UCLA for the most among all colleges. Cousins is also the third former UK player in a row to win a gold medal. Anthony Davis captured the gold at the last Olympics, in 2012, and Tayshaun Prince was a part of the 2008 gold-medal team. Cousins is the second John Calipari player to win a gold medal, joining Davis.

### **CBS Sports Classic Renewed for Three Years**

Perennial powers Kentucky, North Carolina, Ohio State and UCLA will continue to compete in the CBS Sports Classic, which has been renewed for the next three years.

The 2017 event will be held Dec. 23 at New Orleans' Smoothie King Center. Dates and locations for the 2018 and 2019 doubleheaders will be announced at a later date. Over the duration of the extension, the programs will face each other in a round-robin format.

Matchups for 2017 will feature Ohio State taking on North Carolina and UCLA facing Kentucky. Games in 2018 will include Kentucky-North Carolina and Ohio State-UCLA, while contests in 2019 will feature North Carolina-UCLA and Ohio State-Kentucky. The games will be televised by CBS Sports.

### **A Winning Institution**

Both the UK men's and women's basketball teams posted a seventh straight 20-win season in 2015-16. Kentucky is one of just three institutions (UK, BYU and Duke) in the NCAA that have seen both their men's and women's basketball programs tally 20 or more wins in seven consecutive seasons.

UK's men's team had 27 total wins last season, while the women won 25.

### **Wins vs. Losses**

In most all of sports it's easy to pinpoint areas of improvement in losses versus a team's wins. The 2016-17 edition of the Kentucky Wildcats is no different. Here's a look at some of the key stats in wins compared with those same stats in losses.

Result	FG%	Opp. FG%	3-Pt. FG%	Opp 3-Pt. FG%	FT%	RPG	APG	TOPG	BPG	SPG	PPG
Wins	.501	.387	.366	.281	.700	42.5	20.3	11.1	6.9	7.4	96.2
Losses	.406	.484	.283	.432	.661	37.0	13.0	11.0	5.0	7.5	81.0

## UK'S RECORD WHEN

KENTUCKY RECORD	ALL	SEC
Leading at halftime:	12-1	2-0
Tied at the half:	0-0	0-0
Trailing at halftime:	0-1	0-0
Shoot 50% or higher:	9-0	2-0
Shoot less than 50%:	3-2	0-0
Shoot higher % than opp.:	12-0	2-0
Shoot lower % than opp.:	0-2	0-0
Opp. shoot worse than 50%:	11-1	2-0
Opp. shoot 50% or higher:	1-1	0-0
Score less than 60 points:	0-0	0-0
Score 60-69 points:	1-0	0-0
Score 70-79 points:	0-1	0-0
Score 80-89 points:	2-0	0-0
Score 90-99 points:	4-1	1-0
Score 100+ points:	5-0	1-0
Opp. score less than 60 pts.:	3-0	1-0
Opp. score 60-69 pts.:	4-0	0-0
Opp. score 70-79 pts.:	4-1	1-0
Opp. score 80-89 points:	0-0	0-0
Opp. score 90-99 points:	0-1	0-0
Opp. score 100+ points:	1-0	0-0
Outrebounded opponent:	8-0	1-0
Outrebounded by opponent:	4-2	1-0
Equal number of rebounds:	0-0	0-0
Fewer turnovers than opp.:	11-2	2-0
Same turnovers as opp.:	0-0	0-0
More turnovers than opp.:	1-0	0-0
Make 8 or more 3-pointers:	6-1	2-0
Make 7 or fewer 3-pointers:	6-1	0-0
Games decided by 5 or fewer:	1-2	0-0
Overtime games:	0-0	0-0
On CBS:	1-1	0-0
On ESPN/ESPN2/ESPNU:	7-1	2-0
On Fox Sports1:	0-0	0-0
On SEC Network/(+):	4-0	0-0
On FSN:	0-0	0-0
vs. SEC at Home:	0-0	0-0
vs. SEC on Road:	1-0	1-0
Games vs. AP ranked opp.:	2-2	0-0
Games following a loss:	2-0	1-0
Games following a win:	9-2	1-0
More points in the paint:	10-1	2-0
Fewer/same pts in the paint:	2-1	0-0
More bench points than opp.:	6-1	1-0
Fewer or same bench pts.:	6-1	1-0
More 2nd-chance points:	8-1	2-0
Fewer or same 2nd-chance pts.:	4-1	0-0
More or same points off TOs:	11-2	2-0
Fewer points off TOs:	1-0	0-0
On Monday:	1-0	0-0
On Tuesday:	2-0	1-0
On Wednesday:	2-1	0-0
On Thursday:	1-0	1-0
On Friday:	2-0	0-0
On Saturday:	1-1	0-0
On Sunday:	3-0	0-0
In November:	7-0	0-0
In December:	4-2	1-0
In January:	1-0	1-0
In February:	0-0	0-0
In March:	0-0	0-0
In April:	0-0	0-0

## WIN/LOSS MARGIN

MARGIN	W	L
1		
2		
3	1	1
4		
5		1
6		
7		
8		
9		
10		
11-15		
16-20		
21+	11	

## MISCELLANEOUS STATS

Times Led						Games With									
Player	Pts.	Rebs.	Assts.	Stls.	Blks.	10+ Pts	20+ Pts	10+ Rebs	3+Assts	3+Blks	3+Stls	3+ 3's	Dbl-Dbls	Career DD	
0-Fox	3	2	10	6	1	12	4	1	13	-	4	-	4	4	
1-Killeya-Jones	-	-	-	-	3	1	-	-	-	-	-	-	-	-	
3-Adebayo	1	7	-	1	9	12	1	3	-	5	1	-	3	3	
5-Monk	9	1	-	3	-	14	9	-	4	-	2	8	-	-	
10-David	-	-	-	-	-	-	-	-	-	-	-	-	-	-	
11-Mulder	-	1	-	-	1	3	-	-	-	-	3	-	-	-	
13-Briscoe	2	2	4	3	1	11	3	1	8	-	2	1	1	3	
14-Wynyard	-	-	-	-	-	-	-	-	-	-	-	-	-	-	
15-Humphries	-	2	-	1	3	-	-	-	-	1	1	-	-	-	
20-Calipari	-	-	-	-	1	-	-	-	-	-	-	-	-	-	
25-Hawkins	-	-	1	1	-	-	-	-	6	-	-	-	-	-	
30-Pulliam	-	-	-	-	-	-	-	-	-	-	-	-	-	-	
32-Gabriel	-	2	-	1	4	4	-	1	2	1	1	-	1	1	
35-Willis	-	2	-	1	4	4	-	-	1	1	-	-	-	2	

## STARTING LINEUPS

Record	Guard	Guard	Guard	Forward	Forward
6-2	Fox	Monk	Briscoe	Gabriel	Adebayo
4-0	Fox	Monk	Briscoe	Willis	Adebayo
1-0	Fox	Monk	Hawkins	Willis	Adebayo
1-0	Fox	Monk	Hawkins	Gabriel	Adebayo

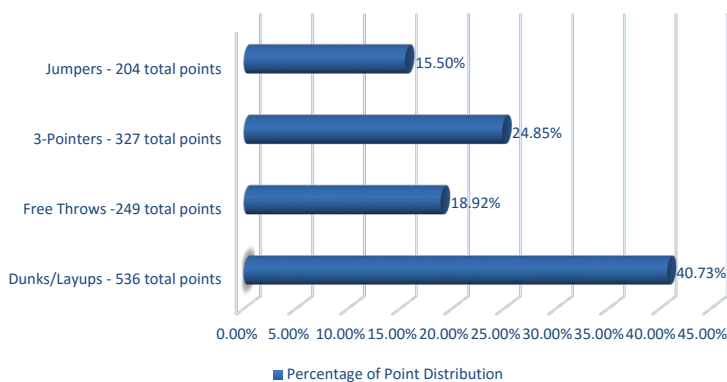
## TRACKING THE CATS

Player	Games With		Traditional 3-Point Plays	Total
	Charges Drawn	UK's First Sub		Clutch FT-FTA (Last 5:00/OT)*
0-Fox	-	-	8	4-5 (.800)
1-Killeja-Jones	-	-	1	0-0 (.000)
3-Adebayo	-	-	5	3-8 (.375)
5-Monk	-	-	7	0-0 (.000)
10-David	-	-	-	0-0 (.000)
11-Mulder	-	-	-	0-0 (.000)
13-Briscoe	3	-	4	2-2 (1.000)
14-Wynyard	-	-	-	0-0 (.000)
15-Humphries	-	4	2	0-0 (.000)
20-Calipari	-	-	-	0-0 (.000)
25-Hawkins	4	2	1	0-0 (.000)
30-Pulliam	-	-	-	0-0 (.000)
32-Gabriel	1	4	2	0-0 (.000)
35-Willis	-	8	2	1-2 (.500)

\*single-digit game with 5:00 to play

## HOW THE CATS ARE SCORING

## Percentage of Point Distribution



## TEAM'S FAST FACTS

Shooting Percentage:	.488
Avg. Assists Per Game:	19.2
Points Off Turnovers Avg.:	22.8
Second-Chance Points Avg.:	15.3
Points in the Paint Avg.:	44.1
Fast Break Points Avg.:	14.4
Bench Points Avg.:	23.1
Points Per Possession Avg.:	1.203
Avg. Time of Possession:	14.0

## HOW UK SCORED ITS FIRST POINTS

PLAYER	DUNK/LAYUP	JUMPER	3PT	FT
0-Fox	3			2
1-Killeja-Jones				
3-Adebayo				
5-Monk		3		
10-David				
11-Mulder				
13-Briscoe	2		1	2
14-Wynyard				
15-Humphries				
20-Calipari				
25-Hawkins				
30-Pulliam				
32-Gabriel				
35-Willis		1		



## GAME-BY-GAME LEADERS

Date	Opponent	Result	Points	Rebounds	Blocks	Steals	Assists
10/30	Clarion #	W, 108-51	Monk - 15	Adebayo - 14^	Willis - 2^	Two with 4^	Briscoe - 11^
11/6	Asbury #	W, 156-63	Fox - 25^	Humphries - 12^	Killeya-Jones - 4^	Two with 4^	Two with - 7^
11/11	STEPHEN F. AUSTIN	W, 87-64	Briscoe - 17^	Humphries - 8	Two with 3^	Two with 3^	Fox - 12^
11/13	CANISIUS	W, 93-69	Two with 21 ^	Adebayo - 11^	Adebayo - 3^	Hawkins - 2	Fox - 3^
11/15	vs. #13 Michigan State <sup>1</sup>	W, 69-48	Monk - 23^	Two with 6	Two with 2	Gabriel - 3^	Fox - 6^
11/20	DUQUESNE	W, 93-59	Fox - 16^	Adebayo - 8	Three with 2^	Briscoe - 4^	Fox - 6^
11/23	CLEVELAND STATE	W, 101-70	Monk - 23	Gabriel - 10^	Six with 1^	Two with 2^	Fox - 11^
11/25	UT MARTIN	W, 111-76	Monk - 26^	Adebayo - 12^	Humphries - 2^	Fox - 3^	Hawkins - 9^
11/28	vs. Arizona State <sup>2</sup>	W, 115-69	Monk - 23^	Fox - 11^	Adebayo - 3^	Briscoe - 3^	Fox - 10^
12/3	#11 UCLA	L, 97-92	Monk - 24^	Adebayo - 13^	Adebayo - 4^	Monk - 5^	Fox - 9^
12/7	VALPARAISO	W, 87-63	Adebayo - 16	Three with 7	Gabriel - 3^	Briscoe - 2	Fox - 5^
12/11	vs. Hofstra <sup>3</sup>	W, 96-73	Monk - 18^	Willis - 8^	Three with 2^	Willis - 2^	Briscoe - 6^
12/17	vs. #7 North Carolina <sup>4</sup>	W, 103-100	Monk - 47^	Two with 7^	Two with 1^	Fox - 2^	Fox - 10^
12/21	at #10 Louisville	L, 73-70	Fox - 21	Two with 9^	Two with 2^	Fox - 2^	Two with 3
12/29	at Ole Miss	W, 99-76	Monk - 34^	Briscoe - 10	Adebayo - 3^	Two with 3^	Briscoe - 11^
1/3	TEXAS A&M	W, 100-58	Monk - 26^	Humphries - 6^	Adebayo - 3^	Adebayo - 3^	Briscoe - 7^
1/7	ARKANSAS						
1/10	at Vanderbilt						
1/14	AUBURN						
1/17	at Mississippi State						
1/21	SOUTH CAROLINA						
1/24	at Tennessee						
1/28	KANSAS						
1/31	GEORGIA						
2/4	at Florida						
2/7	LSU						
2/11	at Alabama						
2/14	TENNESSEE						
2/18	at Georgia						
2/21	at Missouri						
2/25	FLORIDA						
2/28	VANDERBILT						
3/4	at Texas A&M						

^ - Game Leader

Times Led  
PointsTimes Led  
ReboundsTimes Led  
BlocksTimes Led  
StealsTimes Led  
Assists

1 - New York (Champions Classic)

2 - Bahamas

3 - Brooklyn, N.Y.

4 - Las Vegas (CBS Sports Classic)

\* - SEC Tournament (Nashville, Tenn.)

+ - NCAA Tournament (Des Moines, Iowa)

# - exhibition contest

Monk - 9  
Fox - 3  
Briscoe - 2  
Adebayo - 1

Adebayo - 7  
Briscoe - 2  
Fox - 2  
Gabriel - 2  
Humphries - 2  
Willis - 2  
Monk - 1  
Mulder - 1

Adebayo - 9  
Gabriel - 4  
Willis - 4  
Humphries - 3  
Killeya-Jones - 3  
Briscoe - 1  
Calipari - 1  
Fox - 1  
Mulder - 1

Fox - 6  
Briscoe - 3  
Monk - 3  
Adebayo - 1  
Gabriel - 1  
Hawkins - 1  
Humphries - 1  
Willis - 1

Fox - 10  
Briscoe - 4  
Hawkins - 1



## THE LAST TIME ...

## INDIVIDUALS

## SCORING

**Scored 25 Points:** Malik Monk (26) vs. Texas A&M, 1/3/17

**Scored 30 Points:** Malik Monk (34) at Ole Miss, 12/29/16

**Scored 35 Points:** Malik Monk (47) vs. North Carolina, 12/17/16

**Scored 40 Points:** Malik Monk (47) vs. North Carolina, 12/17/16

**Scored 45 Points:** Malik Monk (47) vs. North Carolina, 12/17/16

**Scored 50 Points:** Jodie Meeks (54) at Tennessee, 1/13/09

**Two Players Had 20 Points:** Malik Monk (34), Bam Adebayo (25) at Ole Miss, 12/20/16

**Three Players Had 20 Points:** DeMarcus Cousins (27)/John Wall (21)/Patrick Patterson (20) vs. Sam Houston State, 11/19/09

**Two Players Had 30 Points:** Patrick Patterson (33) and Jodie Meeks (32) vs. Tennessee State, 12/22/08

**Scored 20 Points in Two Straight Games:** Malik Monk (2) 12/29/16 - 1/3/17

**Scored 20 Points in Three Straight Games:** Malik Monk (4) 11/23/16 - 12/3/16

**Scored 20 Points in Four Straight Games:** Malik Monk (4) 11/23/16 - 12/3/16

**Scored 20 points in Five Straight Games:** Jamal Murray (12) 2/2/16 - 3/12/16

**Scored 20 points in Six Straight games:** Jamal Murray (12) 2/2/16 - 3/12/16

**Scored 20 points in Seven Straight games:** Jamal Murray (12) 2/2/16 - 3/12/16

**Scored 20 points in Eight Straight games:** Jamal Murray (12) 2/2/16 - 3/12/16

**Scored 20 points in Nine Straight games:** Jamal Murray (12) 2/2/16 - 3/12/16

**Scored 20 points in 10 Straight games:** Jamal Murray (12) 2/2/16 - 3/12/16

**Scored 20 points in 11 Straight games:** Jamal Murray (12) 2/2/16 - 3/12/16

**Scored 20 points in 12 Straight games:** Jamal Murray (12) 2/2/16 - 3/12/16

**Scored 20 points in 15 Straight games:** Dan Issel (18) 12/1/69 - 2/7/70

**Scored 25 Points in Three Straight Games:** Tayshaun Prince (3) 3/11/ - 01-3/1701

**Scored 30 Points in Two Straight Games:** Jodie Meeks vs. Appalachian State (46) 12/20/08; vs. Tennessee State (32) 12/22/08

**Scored 30 Points in Three Straight Games:** Dan Issel (6) 2/14/70 - 3/2/70

**Scored in double figures in 10 straight Games:** Malik Monk (14) 11/11/16-1/3/17, Bam Adebayo (11) 11/20/16-1/3/17

**Scored in double figures in 15 straight Games:** Jamal Murray (34) 11/17/15 - 3/19/16, Tyler Ulis (21) 1/12/16 - 3/19/16

**Scored in double figures in 20 straight Games:** Jamal Murray (34) 11/17/15 - 3/19/16, Tyler Ulis (21) 1/12/16 - 3/19/16

**Scored in double figures in 25 straight Games:** Jamal Murray (34) 11/17/15 - 3/19/16

**Scored in double figures in 30 straight Games:** Jamal Murray (34) 11/17/15 - 3/19/16

**Scored in double figures in 33 straight Games:** Jamal Murray (34) 11/17/15 - 3/19/16

**Scored in double figures in 34 straight Games:** Jamal Murray (34) 11/17/15 - 3/19/16

**Scored in double figures in 35 straight Games:**

Kenny Walker (36) 11/14/85 - 3/22/86

**Five Players Scored in Double Figures:**

Malik Monk (24), De'Aaron Fox (20), Bam Adebayo (18), Isaiah Briscoe (12), Derek Willis (11) vs. UCLA, 12/3/16

**Six Players Scored in Double Figures:**

Malik Monk (23), Isaiah Briscoe (20), De'Aaron Fox (14), Bam Adebayo (12), Derek Willis (11), Wenyen Gabriel (10) vs. Arizona State, 11/28/16

**Seven Players Scored in Double Figures:**

Randolph Morris (17), Kelenna Azubuike (15), Patrick Sparks (14), Chuck Hayes (12), Rajon Rondo (11), Ravi Moss (10) and Ramel Bradley (10) vs. Mississippi State 2/19/05,

**Four Players with 15 or more points:**

Malik Monk (26), De'Aaron Fox (16), Bam Adebayo (15), Wenyen Gabriel (15) vs. UT Martin, 11/25/16

## DOUBLE-DOUBLES

**Double-Double:** Isaiah Briscoe (19 points, 11 rebounds, 10 assists) at Ole Miss, 12/29/16

**Triple-Double:** Isaiah Briscoe (19 points, 11 rebounds, 10 assists) at Ole Miss, 12/29/16

**20-10 (Rebs) Game:** Alex Poythress (21 points, 13 rebounds) vs. Eastern Kentucky, 12/9/15

**20-10 (Assts) Game:** De'Aaron Fox (24 points, 10 assists) vs. North Carolina, 12/17/16

**20-15 Game:** Julius Randle (23 points, 15 rebounds) vs. UNC Asheville, 11/8/13

**30-10 Game:** Tayshaun Prince (33 points, 11 rebounds) vs. Tennessee State, 12/22/98

**Back-to-Back 20-10 Games:** Julius Randle (3) 11/8/13 - 11/10/13

**Three Straight 20-10 Games:** Julius Randle (3) 11/8/13 - 11/12/13

**Double-Double in Points and Rebs.:** Isaiah Briscoe (19 points, 11 rebounds) at Ole Miss, 12/29/16

**Double-Double in Points and Assists:** Isaiah Briscoe (19 points, 10 assists) at Ole Miss, 12/29/16

**Double-Double in Points and Blocks:** Never

**Double-Double in Points and Steals:** Never

**Double-double in two consecutive games:** Tyler Ulis (19 pts, 11 assts) at Florida, (3/5/16), (14 pts, 14 assts) vs. LSU, 3/5/16)

**Double-double in three consecutive games:** - Julius Randle (19p, 15r) vs. Kansas State, 3/21/14; (13 p, 10 r), vs. Wichita State, 3/23/14; (15 p, 12 r), vs. Louisville, 3/28/14; (16 p, 11 r), vs. Michigan, 3/30/14

**Double-double in four consecutive game:** Julius Randle (19p, 15r) vs. Kansas State, 3/21/14; (13 p, 10 r), vs. Wichita State, 3/23/14; (15 p, 12 r), vs. Louisville, 3/28/14; (16 p, 11 r), vs. Michigan, 3/30/14

**Double-double in five consecutive game:** Julius Randle (14p, 10r) at Arkansas, (2/27/14); (10p, 15r) at South Carolina (3/1/14); (12 p, 11 r) vs. Alabama, (3/4/14); (16 p, 10 r) at Florida, (3/8/14); (17 p, 16 r) vs. LSU, (3/14/14); (12 p, 11 r) vs. Georgia, (3/15/14)

**Double-double in six consecutive games:** Julius Randle (14p, 10r) at Arkansas, (2/27/14); (10p, 15r) at South Carolina (3/1/14); (12 p, 11 r) vs. Alabama, (3/4/14); (16 p, 10 r) at Florida, (3/8/14); (17 p, 16 r)

vs. LSU, (3/14/14); (12 p, 11 r) vs. Georgia, (3/15/14)

**Double-double in seven consecutive games:**

Julius Randle (7) 11/18/13-11/27/13

**Double-double in 10 consecutive games:**

Jim Andrews, 1972-73 season

**Two players record double-doubles:**

De'Aaron Fox (16 points, 11 assists), Wenyen Gabriel (10 points, 10 rebounds) vs. Cleveland State, 11/23/16

**Three players record double-doubles:**

DeMarcus Cousins (19 pts, 14 rebs)/Patrick Patterson (19 pts, 10 rebs)/John Wall (18 pts, 10 rebs) at Mississippi State, 2/16/10

**Four players record double-doubles:**

Jack Givens (30 pts, 13 rebs)/Kyle Macy (16 pts, 10 assts)/Mike Phillips (22 pts, 18 rebs)/Rick Robey (23 pts, 13 rebs) vs. Southern Methodist, 11/26/77

**Five players record double-doubles:**

Never

## FIELD GOALS

**Made 12 FG in a game:** Bam Adebayo (12) at Ole Miss, 12/29/16

**Made 15 FG in a game:** Malik Monk (18) vs. North Carolina, 12/17/16

**Made 16 FG in a game:** Malik Monk (18) vs. North Carolina, 12/17/16

**Made 17 FG in a game:** Malik Monk (18) vs. North Carolina, 12/17/16

**Made 18 FG in a game:** Malik Monk (18) vs. North Carolina, 12/17/16

**Made 19 FG in a game:** Dan Issel (19) vs. Alabama, 2/23/70

**Made 20 FG in a game:** Dan Issel (23) vs. Ole Miss, 2/7/70

**Made 21 FG in a game:** Dan Issel (23) vs. Ole Miss, 2/7/70

**Made 22 FG in a game:** Dan Issel (23) vs. Ole Miss, 2/7/70

**Made 23 FG in a game:** Dan Issel (23) vs. Ole Miss, 2/7/70

**Attempted 17 FG in a game:** Bam Adebayo (19) at Ole Miss, 12/29/16

**Attempted 18 FG in a game:** Bam Adebayo (19) at Ole Miss, 12/29/16

**Attempted 19 FG in a game:** Bam Adebayo (19) at Ole Miss, 12/29/16

**Attempted 20 FG in a game:** Malik Monk (28) vs. North Carolina, 12/17/16

**Attempted 25 FG in a game:** Malik Monk (28) vs. North Carolina, 12/17/16

## 3-POINTERS

**Made 5 3-pointers in a game:** Malik Monk (5) vs. Texas A&M, 1/3/17

**Made 6 3-pointers in a game:** Malik Monk (8) vs. North Carolina, 12/17/16

**Made 7 3-pointers in a game:** Malik Monk (8) vs. North Carolina, 12/17/16

**Made 8 3-pointers in a game:** Malik Monk (8) vs. North Carolina, 12/17/16

**Made 9 3-pointers in a game:** Jodie Meeks (10) at Tennessee, 1/13/09

**Made 10 3-pointers in a game:** Jodie Meeks (10) at Tennessee, 1/13/09

**Made 11 3-pointers in a game:** Never

**Attempted 10 3-pointers in a game:** Malik Monk (12) vs. North Carolina, 12/17/16

**Attempted 15 3-pointers in a game:** Jodie Meeks (15) at Tennessee, 1/13/09

**Attempted 16 3-pointers in a game:** Derrick Miller (16) vs. LSU 2/15/90

**Attempted 17 3-pointers in a game:** Derrick Miller (19) vs. Kansas 12/6/89

**Attempted 18 3-pointers in a game:** Derrick Miller (19) vs. Kansas 12/6/89

**Attempted 19 3-pointers in a game:** Derrick Miller (19) vs. Kansas 12/6/89

**Made a 3-pointer in 10 straight games:** Malik Monk (14), 11/11/16-1/3/17

**Made a 3-pointer in 15 straight games:** Jamal Murray (36), 11/13/15 - 3/19/16, Derek Willis (17), 1/12/16 - 3/17/16

**Made a 3-pointer in 20 straight games:** Jamal Murray (36), 11/13/15 - 3/19/16

**Made a 3-pointer in 30 straight games:** Jamal Murray (36), 11/13/15 - 3/19/16

**Made two 3-pointers in 10 straight games:** Jamal Murray (17), 1/23/16 - 3/17/16

**Made three 3-pointers in 10 straight games:** Gerald Fitch (20) 1/14/03 - 3/23/03

**Made three 3-pointers in 15 straight games:** Gerald Fitch (20) 1/14/03 - 3/23/03

**Made three 3-pointers in 20 straight games:** Gerald Fitch (20) 1/14/03 - 3/23/03

**Made three 3-pointers in 25 straight games:** Keith Bogans (29) 3/14/02 - 2/26/03

## FREE THROWS

**Made 8 FT in a game:** Bam Adebayo (10) vs. UCLA, 12/3/16

**Made 9 FT in a game:** Bam Adebayo (10) vs. UCLA, 12/3/16

**Made 10 FT in a game:** Bam Adebayo (10) vs. UCLA, 12/3/16

**Made 11 FT in a game:** Tyler Ulis (12) at Tennessee, 2/2/16

**Made 12 FT in a game:** Tyler Ulis (12) at Tennessee, 2/2/16

**Made 13 FT in a game:** Tyler Ulis (14) at Arkansas, 1/21/16

**Made 14 FT in a game:** Tyler Ulis (14) at Arkansas, 1/21/16

**Made 15 FT in a game:** Rodrick Rhodes (16) vs. Ole Miss 1/18/95

**Made 16 FT in a game:** Rodrick Rhodes (16) vs. Ole Miss 1/18/95

**Made 17 FT in a game:** Dwight Anderson (18) vs. Mississippi State 2/12/79

**Made 18 FT in a game:** Dwight Anderson (18) vs. Mississippi State 2/12/79

**Attempted 10 FT in a game:** De'Aaron Fox (10) at Louisville, 12/21/16

**Attempted 15 FT in a game:** Tyler Ulis (15) at Arkansas, 1/21/16

**Attempted 20 FT in a game:** Heshimu Evans (20) vs. Ole Miss 3/5/99

## REBOUNDS

**15 Rebs:** Julius Randle (15) vs. Kansas State, 3/21/14

**16 Rebs:** Julius Randle (16) vs. LSU, 3/14/14

**20 Rebs:** Jared Prickett (20) vs. Arkansas 2/9/94

**25 Rebs:** Mike Phillips (28) vs. Tennessee 1/10/76

**30 Rebs:** Cotton Nash (30) vs. Ole Miss 2/8/64

**34 Rebs:** Bob Burrow (34) vs. Temple 12/10/55

**10+ Rebs in three consecutive games:** Julius Randle (4) 3/21/14 - 3/30/14

**10+ Rebs in four consecutive games:** Julius Randle (4) 3/21/14 - 3/30/14

**10+ Rebs in five consecutive games:** Julius Randle (10) 2/12/14 - 3/15/14



## THE LAST TIME ...

**10+ Rebs in six consecutive games:** Julius Randle (10) 2/12/14 - 3/15/14

**10+ Rebs in seven consecutive games:** Julius Randle (10) 2/12/14 - 3/15/14

**10+ Rebs in eight consecutive games:** Julius Randle (10) 2/12/14 - 3/15/14

**10+ Rebs in nine consecutive games:** Julius Randle (10) 2/12/14 - 3/15/14

**10+ Rebs in 10 consecutive games:** Julius Randle (10) 2/12/14 - 3/15/14

**Two players had 10 rebounds:** Derek Willis (12) and Tyler Ulis (10) at Auburn, 1/16/16

**Three players had 10 rebounds:** Michael Kidd-Gilchrist (19), Terrence Jones (11), Anthony Davis (10) vs. Louisville, 12/31/11

## ASSISTS

**6 Assists:** De'Aaron Fox (6), Isaiah Briscoe (7) vs. Texas A&M, 1/3/17

**7 Assists:** Isaiah Briscoe (7) vs. Texas A&M, 1/3/17

**8 Assists:** Isaiah Briscoe (11) at Ole Miss, 12/29/16

**9 Assists:** Isaiah Briscoe (11) at Ole Miss, 12/29/16

**10 Assists:** Isaiah Briscoe (11) at Ole Miss, 12/29/16

**11 Assists:** Isaiah Briscoe (11) at Ole Miss, 12/29/16

**12 Assists:** De'Aaron Fox (12) vs. Stephen F. Austin, 11/11/16

**13 Assists:** Tyler Ulis (14) vs. LSU, 3/5/16

**14 Assists:** Tyler Ulis (14) vs. LSU, 3/5/16

**15 Assists:** John Wall (16) vs. Hartford, 12/29/09

**16 Assists:** John Wall (16) vs. Hartford, 12/29/09

**5+ Assists in Four Consecutive Games:** De'Aaron Fox (6) 11/15/16 - 12/3/16

**8+ Assists in Two Consecutive Games:** De'Aaron Fox (2) 11/25/16 - 12/3/16

## BLOCKS

**4 Blocks:** Bam Adebayo (4) vs. UCLA, 12/3/16

**5 Blocks:** Skal Labissiere (6) vs. Stony Brook, 3/17/16

**6 Blocks:** Skal Labissiere (6) vs. Stony Brook, 3/17/16

**7 Blocks:** Karl-Anthony Towns (7) vs. Vanderbilt, 1/20/15

**8 Blocks:** Willie Cauley-Stein (9) vs. Boise State, 12/10/13

**9 Blocks:** Willie Cauley-Stein (9) vs. Boise State, 12/10/13

**10 Blocks:** Nerlens Noel (12) at Ole Miss, 1/29/13

**11 Blocks:** Nerlens Noel (12) at Ole Miss, 1/29/13

**12 Blocks:** Nerlens Noel (12) at Ole Miss, 1/29/13

## STEALS

**4 Steals:** Malik Monk (5) vs. UCLA, 12/3/16

**5 Steals:** Malik Monk (5) vs. UCLA, 12/3/16

**6 Steals:** Tyler Ulis (6) vs. Ole Miss, 1/2/16

**7 Steals:** Rajon Rondo (8) vs. Mississippi State, 2/19/05

**8 Steals:** Rajon Rondo (8) vs. Mississippi State, 2/19/05

## MINUTES

**Played every minute:** Tyler Ulis (45) vs. Texas A&M, 3/13/16

**Played 40+ minutes:** Tyler Ulis (45) vs. Texas A&M, 3/13/16

**Played more than 50 minutes:** Patrick Patterson (50) vs. Vanderbilt, 1/12/08

## FOULS

**Fouled Out:** Bam Adebayo, vs. North Carolina, 12/17/16

**Two Players Fouled Out:** Isaiah Briscoe and Alex Poythress, at Florida, 3/1/16

**Three Players Fouled Out:** Skal Labissiere, Marcus Lee, Alex Poythress, Derek Willis, at Kansas, 1/30/16

**Four Players Fouled Out:** Skal Labissiere, Marcus Lee, Alex Poythress, Derek Willis, at Kansas, 1/30/16

**Technical Foul:** Bam Adebayo, vs. Hofstra, 12/11/16

## TEAM

## STARTS

**Started four freshmen:** Bam Adebayo, De'Aaron Fox, Wenyen Gabriel, Malik Monk vs. Texas A&M, 1/3/17

**Started five freshmen:** Aaron Harrison, Andrew Harrison, Dakari Johnson, Julius Randle, James Young vs. Connecticut, 4/7/14

## SCORING

**Scored 90 or More Points:** 100 vs. Texas A&M, 1/3/17 (W, 100-58)

**Scored 90 or More Points (SEC Game):** 100 vs. Texas A&M, 1/3/17 (W, 100-58)

**Scored 100 or More Points:** 100 vs. Texas A&M, 1/3/17 (W, 100-58)

**Scored 100 or More Points (SEC Game):** 100 vs. Texas A&M, 1/3/17 (W, 100-58)

**Scored 110 or More Points:** 115 vs. Arizona State, 11/28/16 (W, 115-69)

**Scored 110 or More Points (SEC Game):** 110 vs. Auburn, 2/21/15 (W, 110-75)

**Scored 120 or More Points:** 120 vs. Vanderbilt, 2/7/96 (W, 120-81)

**Scored 120 or More Points (SEC Game):** 120 vs. Vanderbilt, 2/7/96 (W, 120-81)

**Scored 130 or More Points:** 143 vs. Georgia, 2/27/56 (W, 143-66)

**Scored 140 or More Points:** 143 vs. Georgia, 2/27/56 (W, 143-66)

**Scored 150 or More Points:** Never

**Scored Less than 50 Points:** 48 vs. Vanderbilt, 3/15/13 (L, 64-48)

**Scored 100 Points in Two Consecutive Games:** vs. Cleveland State (11/23/16), vs. UT Martin (11/25/16), vs. Arizona State (11/28/16)

**Scored 100 Points in Three Consecutive Games:** vs. Cleveland State (11/23/16), vs. UT Martin (11/25/16), vs. Arizona State (11/28/16)

**Scored 100 Points in Consecutive SEC Games:** 2/27/56-3/3/56

## OPPONENT SCORING

**Allowed 90 or More Points:** 100 vs. North Carolina, 12/17/16 (W, 103-100)

**Allowed 90 or More Points (SEC Game):** 90 by Georgia, 3/4/09 (L, 90-85)

**Allowed 100 or More Points:** 100 vs. North Carolina, 12/17/16 (W, 103-100)

**Allowed 100 or More Points (SEC Game):** 101 by Arkansas, 2/10/93 (L, 101-94)

**Allowed Less Than 50 Points:** 48 vs. Michigan State, 11/15/16 (W, 69-48)

**Allowed Less Than 50 Points (SEC):** 48 vs. Georgia, 2/9/16 (W, 82-48)

## SHOOTING PERCENTAGES

**Shot 70% from the field:** .722 vs. Mississippi St., 2/15/86

**Shot 65% from the field:** .677 vs. LIU Brooklyn, 11/23/12

**Shot 30% or less from the field:** .281 at Texas A&M (1/10/15)

**Allowed 50% shooting:** .530 vs. North Carolina, 12/17/16

**Allowed 60% shooting:** .640 by Florida, 3/4/07

**Allowed 20% or less shooting:** .197 by Montana State, 11/23/14 (12-61)

**Allowed 30% or less shooting:** .263 by Stony Brook, 3/17/16 (20-76)

**Held opponent to zero 3-pointers:** at Auburn, 1/19/13 (0-15)

## FREE THROWS

**Shot 90% or Better from Free Throw Line:** 90.0 (9-10) vs. Wisconsin (4/4/15)

**Shot 100% from Free Throw Line:** 11-11 vs. Florida, 2/7/12

**Shot 50% or Less from Free Throw Line:** .435 (10-23) at Vanderbilt, 2/27/16

**Attempted 40 FT:** vs. Illinois State (46), 11/30/15

**Attempted five or less FT:** vs. South Carolina (4) 1/21/06

**Made 30 FT:** 30 vs. Auburn, 3/14/15 (30-35)

## 3-POINTERS

**Hit 10 3-pointers:** 13 vs. Texas A&M, 1/3/17 (13-25)

**Hit 11 3-pointers:** 13 vs. Texas A&M, 1/3/17 (13-25)

**Hit 12 3-pointers:** 13 vs. Texas A&M, 1/3/17 (13-25)

**Hit 13 3-pointers:** 13 vs. Texas A&M, 1/3/17 (13-25)

**Hit 14 3-pointers:** 15 vs. Georgia, 3/1/12 (15-27)

**Hit 15 3-pointers:** 15 vs. Georgia, 3/1/12 (15-27)

**Hit 16 3-pointers:** 16 vs. UNC-Asheville, 12/23/96 (16-33)

**Hit 17 3-pointers:** 20 vs. LSU, 3/4/95 (20-35)

**Hit 18 3-pointers:** 20 vs. LSU, 3/4/95 (20-35)

**Hit 19 3-pointers:** 20 vs. LSU, 3/4/95 (20-35)

**Hit 20 3-pointers:** 20 vs. LSU, 3/4/95 (20-35)

**Hit 21 3-pointers:** 21 vs. North Carolina, 12/27/89 (21-48)

**Hit 22 3-pointers:** Never

## SCORING MARGINS

**Won game by 50 points or more:** 58 vs. Montana State (W, 86-28) 11/23/14

**Won game by 60 points or more:** 62 vs. Vanderbilt (W, 106-44) 3/5/03

**Won game by 70 points or more:** 74 vs. Tennessee-Martin (W, 124-50) 11/26/94

**Lost game by 30 points or more:** 30 at Tennessee (L, 88-58) 2/16/13

**Lost game by 40 points or more:** 41 at Vanderbilt (L, 93-52) 2/12/08

**Lost game by 50 points or more:** 55 at Kansas (L, 150-95) 12/9/89

**Lost game by 60 points or more:** 70 vs. Central (L, 87-17) 1/28/1910

**Lost game by 70 points or more:** 70 vs. Central (L, 87-17) 1/28/1910

**Game decided by one point:** vs. Wisconsin, 4/5/14 (W, 74-73)

**Game decided by two points:** at Texas A&M, 2/20/16 (L, 79-77)

**Game decided by three points:** at Louisville, 12/21/16 (L, 73-70)

**Two consecutive games decided by one point:** vs. North Carolina (W, 73-72) 12/3/11 and at Indiana (L, 73-72) 12/10/11

**Three consecutive games decided by one point:** Never

**Two consecutive games decided by two points:** at Ole Miss (L, 71-69) 2/1/11 and Florida (L, 70-68) 2/5/11

**Came back from 18-point deficit for win:** W, 72-70 vs. Miami Univ. (11/16/09); Trailed 36-18 (7:04 in 1st)

**Came back from 19-point deficit for win:** W, 80-77 vs. Florida (3/2/94); Trailed 33-14 (7:00 in 1st)

**Came back from 20-point deficit for win:** W, 99-95 at LSU (2/15/94); Trailed 68-37 (15:34 in 2nd)

**Came back from 30-point deficit for win:** W, 99-95 at LSU (2/15/94); Trailed 68-37 (15:34 in 2nd)

**Came back from 31-point deficit for win:** W, 99-95 at LSU (2/15/94); Trailed 68-37 (15:34 in 2nd)

## REBOUNDS

**Pulled down 50 rebounds:** 59 (20-39) vs. Arizona State, 11/28/16

**Pulled down 55 rebounds:** 59 (20-39) vs. Arizona State, 11/28/16

**Pulled down 60 rebounds:** 62 (19-43) vs. Morehead State, 12/16/96

## OVERTIME GAMES

**Played an Overtime Game:** vs. Texas A&M, 3/13/16 (W, 82-77 OT)

**Won an Overtime Game:** vs. Texas A&M, 3/13/16 (W, 82-77 OT)

**Played an SEC Overtime Game:** at Texas A&M, 2/20/16 (L, 79-77 OT)

**Won an SEC Overtime Game:** at Texas A&M, 1/10/15 (W, 70-64 2OT)

**Lost an Overtime Game:** at Texas A&M, 2/20/16 (L, 79-77 OT)

**Lost an SEC Overtime Game:** at Texas A&M, 2/20/16 (L, 79-77 OT)

**Played an Overtime Game in SEC Tournament:** vs. Texas A&M, 3/13/16 (W, 82-77 OT)

**Won an Overtime Game in SEC Tournament:** vs. Texas A&M, 3/13/16 (W, 82-77 OT)

**Played Two Overtimes:** at Texas A&M, 1/10/15 (W, 70-64 2ot)

**Played Three Overtimes:** vs. Temple 12/7/57 (W, 85-83)

**Played Four Overtimes:** Never played four overtime game

**Played consecutive games that went to overtime:** 1/6/15 vs. Ole Miss (W, 89-86) and 1/10/15 at Texas A&M (70-64)





**The GREATEST tradition in the history of college basketball.**

## FAST FACTS

Year Opened:	1976
First Game:	Nov. 27, 1976
All-Time Record:	553-65 (.895)
Record Under Coach Cal:	126-5 (.962)
Capacity:	23,000
Record Crowd:	24,479 (Jan. 20, 2010)
Longest Winning Streak:	54 (11/9/10-12/1/12)
Current Winning Streak:	2

## YEAR-BY-YEAR RECORDS

Season	W-L	Pct.	Start
2016-17	7-1	.875	5-0
2015-16	17-0	1.000	17-0
2014-15	19-0	1.000	19-0
2013-14	16-2	.889	14-0
2012-13	16-2	.889	3-0
2011-12	18-0	1.000	18-0
2010-11	15-0	1.000	15-0
2009-10	18-0	1.000	18-0
2008-09	12-6	.667	3-0
2007-08	14-4	.778	1-0
2006-07	14-2	.875	10-0
2005-06	10-5	.667	4-0
2004-05	14-1	.933	7-0
2003-04	11-2	.846	3-0
2002-03	12-1	.923	1-0
2001-02	12-3	.800	0-1
2000-01	11-1	.917	0-1
1999-2000	14-0	1.000	14-0
1998-99	12-1	.923	6-0
1997-98	9-3	.750	4-0
1996-97	12-1	.923	12-0
1995-96	13-0	1.000	13-0
1994-95	12-1	.923	2-0
1993-94	13-1	.929	11-0
1992-93	16-0	1.000	16-0
1991-92	15-2	.882	1-0
1990-91	13-0	1.000	13-0
1989-90	13-2	.867	5-0
1988-89	8-6	.571	0-1
1987-88	14-2	.875	8-0
1986-87	13-2	.867	5-0
1985-86	18-0	1.000	18-0
1984-85	11-3	.786	1-0
1983-84	16-0	1.000	16-0
1982-83	14-1	.933	8-0
1981-82	15-1	.938	15-0
1980-81	15-0	1.000	15-0
1979-80	12-3	.800	6-0
1978-79	11-4	.733	3-0
1977-78	16-0	1.000	16-0
1976-77	12-2	.857	4-0
<b>Total</b>	<b>553-65</b>	<b>.895</b>	

## NEED-TO-KNOW NOTES

### Cats Rock at Rupp

UK has won 209 of its last 237 home games, including a 54-game winning streak in the venerable arena to begin the John Calipari era and a recent 42-game winning streak. All-time, the Wildcats are 553-65 (.895) in Rupp Arena.

Among the most notable marks of dominance in the nation's toughest venue to play include:

- The Wildcats are 294-40 (.880) in regular-season SEC games in the building
- Kentucky set a new program home record of 19 wins in 2014-15
- The Wildcats have gone undefeated at home in five of John Calipari's seven seasons, including 2014-15 and 2015-16
- Overall, UK has posted a perfect mark in 13 of Rupp Arena's 40 seasons

### Cal Owns Longest Win Streaks in Rupp

With UK's 2011-12 season-opening victory over Marist, UK head coach John Calipari recorded his 34th consecutive win in Rupp Arena as UK's head coach. It broke former UK head coach Rick Pitino's longest streak of 33 games in the venue.

The winning streak reached as long as 54 games. Calipari didn't suffer his first loss in Rupp Arena until losing to Baylor in his fourth season. The 54-game run, however, was his longest career winning streak. He also had the second-longest streak in the arena as the Cats won 42 straight from March 4, 2014 to Dec. 3, 2016.

### Pack the House

Kentucky has led the nation in average home attendance in 18 of the last 21 seasons, including a Rupp Arena record of 24,110 in John Calipari's first season (2009-10) as head coach.

- Kentucky averaged 23,362 fans during the 2015-16 season
- UK has averaged 23,000 or more fans in six of Calipari's seven seasons

### The Top-Ranked Team at Home

Kentucky has lost just three times at home as the Associated Press top-ranked team in the history of the program and just twice in Rupp Arena. Prior to the loss to UCLA by three on Dec. 3, the other two losses came by just one point.

The Wildcats are 53-2 all-time as the AP No. 1 team in Rupp Arena since its opening in 1976. The first loss was to Auburn, 53-52, on Jan. 9, 1988.

### Coach Cal in Rupp Arena

It's been downright difficult to beat the Wildcats at Rupp Arena during the John Calipari era. UK is 126-5 (.962) at Rupp Arena under Calipari.

- UK is 16-2 vs. ranked opponents in Rupp in the Calipari era
- The Wildcats are 110-3 (.973) vs. unranked teams in Rupp under Calipari
- UK is 68-2 (.971) at home vs. nonconference foes under Calipari
- Calipari notched his 100th career win at Rupp Arena as UK's coach with the Wildcats' 110-75 rout of Auburn on Feb. 21, 2014. It took Calipari just 104 games to reach the century mark at home, the fastest of any UK coach

### Cal Passes Hall for Rupp Record

With a 101-70 victory over Cleveland State on Nov. 23, John Calipari passed former UK head coach Joe B. Hall for the wins in Rupp Arena history.

Calipari currently has 126 victories inside the historic venue. Hall won 122.

## TOP 10 ATTENDANCES

No.	Att.	Opponent	Date	Result
1	24,479	Louisville	1/20/10	W, 71-62
2	24,468	North Carolina	12/5/09	W, 68-66
3	24,465	Florida	2/10/07	L, 64-61
4	24,459	Florida	2/4/03	W, 70-55
5	24,432	Louisville	12/17/05	W, 73-61
6	24,428	Florida	3/7/15	W, 67-50
7	24,425	Florida	2/15/14	L, 69-59
8	24,416	Arkansas	2/28/15	W, 84-67
9	24,414	LSU	3/5/16	W, 94-77
10	24,412	Louisville	12/26/15	W, 75-73

## 2016-17 ATTENDANCES

No.	Att.	Opponent	Date	Result
1	23,976	UCLA	12/3/16	L, 97-92
2	23,455	Texas A&M	1/3/17	W, 100-58
3	23,324	UT Martin	11/15/16	W, 111-76
4	22,683	SFA	11/11/16	W, 87-64
5	22,441	Cleveland St.	11/23/16	W, 101-70
6	22,009	Canisius	11/13/16	W, 93-69
7	21,805	Valparaiso	12/7/16	W, 87-63
8	21,394	Asbury (exh.)	11/6/16	W, 156-63
9	21,327	Duquesne	11/20/16	W, 93-59
10	20,009	Clarion (exh.)	10/30/16	W, 108-51



## UK VS. AP RANKED FOES

## In John Calipari Era (2009-Present)

## 46-19, 13-5 SEC

at No. 10 Louisville	Dec. 21, 2016	L, 73-70
vs. No. 7 North Carolina (Las Vegas)	Dec. 17, 2016	W, 103-100
vs. No. 11 UCLA	Dec. 3, 2016	L, 97-92
vs. No. 13 Michigan St. (New York)	Nov. 15, 2016	W, 69-48
vs. No. 14 Indiana	March 19, 2016	L, 73-67
vs. No. 17 Texas A&M (SEC)	March 13, 2016	W, 82-77
at No. 4 Kansas	Jan. 30, 2016	L, 90-84
vs. No. 16 Louisville	Dec. 27, 2015	W, 75-73
vs. No. 5 Duke (Chicago)	Nov. 17, 2015	W, 74-63
vs. No. 3 Wisconsin (NCAA)	April 4, 2015	L, 71-64
vs. No. 8 Notre Dame (NCAA)	March 28, 2015	W, 68-66
vs. No. 20 W. Virginia (NCAA)	March 26, 2015	W, 78-39
vs. No. 5 Louisville (SEC)	March 15, 2015	W, 78-63
vs. No. 18 Arkansas	Feb. 28, 2015	W, 84-67
at No. 4 Louisville	Dec. 27, 2014	W, 58-50
vs. No. 21 North Carolina	Dec. 13, 2014	W, 84-70
vs. No. 6 Texas	Dec. 5, 2014	W, 63-51
vs. No. 5 Kansas (Indianapolis)	Nov. 18, 2014	W, 72-40
vs. No. 18 UConn (NCAA)	April 7, 2014	L, 60-54
vs. No. 12 Wisconsin (NCAA)	April 5, 2014	W, 74-73
vs. No. 7 Michigan (NCAA)	March 30, 2014	W, 75-72
vs. No. 5 Louisville (NCAA)	March 28, 2014	W, 74-69
vs. No. 2 Wichita St. (NCAA)	March 23, 2014	W, 78-76
vs. No. 1 Florida (SEC)	March 16, 2014	L, 61-60
at No. 1 Florida	March 8, 2014	L, 84-65
vs. No. 3 Florida	Feb. 15, 2014	L, 69-59
vs. No. 4 Louisville	Dec. 28, 2013	W, 73-66
at No. 18 North Carolina	Dec. 14, 2013	L, 82-77
vs. No. 20 Baylor (Dallas)	Dec. 6, 2013	L, 67-62
vs. No. 2 Michigan St. (Chicago)	Nov. 12, 2013	L, 78-74
vs. No. 11 Florida	March 9, 2013	W, 61-57
at No. 7 Florida	Feb. 12, 2013	L, 69-52
at No. 16 Ole Miss	Jan. 29, 2013	W, 87-74
at No. 4 Louisville	Dec. 29, 2012	L, 80-77
vs. No. 9 Duke (Atlanta)	Nov. 13, 2012	L, 75-68
vs. No. 6 Kansas (NCAA)	April 2, 2012	W, 67-59
vs. No. 17 Louisville (NCAA)	March 31, 2012	W, 69-61
vs. No. 9 Baylor (NCAA)	March 25, 2012	W, 82-70
vs. No. 16 Indiana (NCAA)	March 23, 2012	W, 87-71
vs. No. 22 Florida	March 10, 2012	W, 74-71
at No. 16 Florida	March 4, 2012	W, 74-59
vs. No. 8 Florida	Feb. 7, 2012	W, 78-58
vs. No. 4 Louisville	Dec. 31, 2011	W, 69-62
vs. No. 5 North Carolina	Dec. 3, 2011	W, 73-72
vs. No. 12 Kansas (New York)	Nov. 15, 2011	W, 75-65
vs. No. 9 UConn (NCAA)	April 2, 2011	L, 56-55
vs. No. 7 N. Carolina (NCAA)	March 27, 2011	W, 76-69
vs. No. 1 Ohio State (NCAA)	March 25, 2011	W, 62-60
vs. No. 22 W. Virginia (NCAA)	March 19, 2011	W, 71-63
vs. No. 12 Florida (SEC)	March 13, 2011	W, 70-54
vs. No. 21 Vanderbilt	March 1, 2011	W, 68-66
vs. No. 13 Florida	Feb. 26, 2011	W, 76-68
at No. 21 Vanderbilt	Feb. 12, 2011	L, 81-77
at No. 22 Louisville	Dec. 31, 2010	W, 78-63
vs. No. 23 N. Dame (Louisville)	Dec. 8, 2010	W, 72-58
vs. No. 13 Washington (Maui)	Nov. 23, 2010	W, 74-67
vs. No. 6 W. Virginia (NCAA)	March 27, 2010	L, 73-66
vs. No. 15 Tennessee (SEC)	March 13, 2010	W, 74-45
at No. 19 Tennessee	Feb. 27, 2010	L, 74-65
at No. 17 Vanderbilt	Feb. 20, 2010	W, 58-56
vs. No. 12 Tennessee	Feb. 13, 2010	W, 73-62
vs. No. 25 Ole Miss	Feb. 2, 2010	W, 85-75
vs. No. 21 Vanderbilt	Jan. 30, 2010	W, 85-72
vs. No. 14 UConn (New York)	Dec. 9, 2009	W, 64-61
vs. No. 10 North Carolina	Dec. 5, 2009	W, 68-66

## Calipari's Record at UK vs:

vs. No. 1	1-2
vs. Top 3	2-5
vs. Top 5	9-7
vs. Top 10	18-12
vs. Top 15	28-14
vs. Top 20	36-18
vs. Top 25	46-19
Home	16-2
Away	5-8
Neutral	25-9
SEC Tourney	4-1
NCAA Tourney	13-5

## First-Ballot Hall of Famer

Kentucky men's basketball coach John Calipari joined basketball's fraternity of legends in September 2015 after being elected to the Naismith Memorial Basketball Hall of Fame on the first ballot.

Calipari joined an elite group of basketball players and coaches in the Naismith Hall of Fame, considered to be one of the ultimate honors in the sport.

The Class of 2015 included Calipari, Dick Bevetta, Wildcat Louie Dampier, Lindsay Gaze, Tom Heinsohn, John Isaacs, Spencer Haywood, Lisa Leslie, Dikembe Mutombo, George Raveling and JoJo White.

## Calipari Wins 200th Career Game at UK in Record Time

With a thrilling 75-73 victory over rival Louisville on Dec. 26, 2015, John Calipari captured his 200th career win at Kentucky faster than any coach in UK history -- and nearly faster than anyone has ever done it at any other school.

Calipari reached the 200-win plateau in his 240th career game at Kentucky. Rick Pitino, previously the fastest to 200 wins at UK prior to Calipari, didn't capture his 200th Wildcat win until his 249th game. The legendary Adolph Rupp reached 200 during his 250th game.

Not only did Calipari reach the 200-win mark in record pace at Kentucky, he also nearly set the all-time Division I mark. With the win over U of L, he became the second-fastest Division I men's basketball coach to reach 200 victories at a single school, behind only LIU-Brooklyn's Clair Bee, who achieved the feat in 231 games.

Calipari is one of just 11 head coaches in Division I men's basketball history with at least 200 victories at two different schools and just the fifth coach at Kentucky to reach the 200-win plateau.

He's currently the only coach in NCAA history with at least 189 victories at three different schools.

Here's a look at some of the more impressive numbers in Calipari's journey to 200 wins:

- UK beat Florida more than anyone else during the first 200 wins, defeating the Gators 11 times
- Likewise, Kentucky beat Louisville (eight times) more than any other nonconference opponent
- Calipari defeated 89 different Division I schools (25.4 percent) of current Division I schools) during the run
- A total of 176 wins came with UK ranked in the AP Top 25, and 66 of them were while UK was No. 1

## UMass Raises Banner in Calipari's Honor

As part of a 20th anniversary celebration of the UMass men's basketball 1995-96 Final Four team, the UMass Department of Athletics honored John Calipari on Dec. 16, 2015, prior to its game against New Orleans by raising a banner into the rafters at the Mullins Center.

Calipari's banner joined the retired jerseys of five all-time Minutemen: George "Trigger" Burkey, Marcus Camby, Julius "Dr. J" Erving, Lou Roe and Al Skinner.

- Calipari began his head coaching career at UMass where he turned the Minutemen into a national powerhouse from 1988-96
- In addition to the 1995-96's team's 35-2 record and the Final Four appearance, Calipari led the Minutemen to the 1991-92 NCAA Sweet 16, the 1992-93 and 1993-94 NCAA second round, and the 1994-95 NCAA Elite Eight. UMass won five straight Atlantic 10 titles during that span as well

## Nearly Unanimous

John Calipari collected nearly every major national coach of the year award after guiding the historic 2014-15 Wildcats to a perfect regular season and eventually a fourth Final Four appearance in five seasons. Among the awards Calipari won in 2014-15:

- Associated Press National Coach of the Year
- Naismith National Coach of the Year
- NABC National Coach of the Year
- The Sporting News National Coach of the Year
- Adolph Rupp National Coach of the Year
- SEC Coach of the Year
- 2015 USBWA District IV Coach of the Year

## 600 On-Court Victories

With a win over No. 5 Kansas on Nov. 18, 2014, John Calipari claimed his 600th on-court victory as a Division I head coach. He became the 13th active Division I coach to achieve the feat.

## Calipari at No. 1

John Calipari is one of just two coaches (Frank McGuire) to lead three programs to a No. 1 ranking. With UK's No. 1 ranking in 2016-17, Calipari has guided six of his last eight and seven of his last 10 teams to the No. 1 ranking (and the ninth time he's done it overall).

When Coach Cal's teams have been at the top, they're been difficult to knock off:

- Calipari is 110-12 (.902) as the top-ranked Associated Press Top 25 coach in the country
- He's 69-7 (.908) when his team is at the top of the AP Top 25 as UK's head coach

## AHEAD OF THE BARON OF THE BLUEGRASS

- Legendary coach Adolph Rupp won 876 career games while he was the coach of UK. He also led Kentucky to five NCAA titles during his 41-year tenure.
- John Calipari is ahead of the pace with the legend as far as victories to begin his career at UK. Also, Calipari (.824) is ahead of Rupp (.822) in total UK career winning percentage.

Coach	Games	Record	Next Game (279th Game)
John Calipari	278	229-49	Jan. 7 vs. Arkansas
Adolph Rupp	278	220-58	def. Carnegie Tech 61-14 (Dec. 28, 1943)
Tubby Smith	278	220-58	def. Lipscomb 67-49 (Nov. 14, 2005)
Rick Pitino	270	220-50	End of UK coaching career at 270th game
Joe B. Hall	278	211-67	def. Notre Dame 34-28 (Dec. 29, 1981)

- Calipari tallied a 32-4 mark at UMass when the Minutemen were No. 1 and he was 9-1 at Memphis when he had the Tigers at the pinnacle of the rankings
- Calipari (110) trails only Duke's Mike Krzyzewski (193) in active coaches with victories as the No. 1 head coach
- Calipari has coached 122 career games as a No. 1 team, the fourth most in NCAA history, trailing John Wooden (228), Krzyzewski (233) and Adolph Rupp (131)
- Among coaches who have owned a No. 1 ranking in at least 119 games, Calipari's winning percentage of .902 trails only Wooden (.952), and is ahead of active coaches Krzyzewski (.870) and Roy Williams (.849)

### There's No Place Like Home

Since the 2000 season, John Calipari-coached teams have posted a 279-23 (.924) record at home (through games played on Jan. 3). At UK, Coach Cal is 126-5 (.962) in Rupp Arena.

In five of Calipari's eight seasons at Kentucky, the Wildcats have posted an undefeated record at home, including a school-record 19-0 mark during the 2014-15 season.

Calipari owns both of UK's longest winning streaks in the arena. He began his career at UK with a 54-game winning streak at Rupp Arena. It was the longest winning streak since the arena opening in 1976. With a win over Georgia on Feb. 9, 2016, he secured the second-longest streak in the storied building at 34 games.

Coach	Streak (Yrs)
1. John Calipari	54 (2010-13)
2. John Calipari	42 (2014-17)
3. Rick Pitino	33 (1992-94)
4. Joe B. Hall	30 (1981-82)
5. Rick Pitino	27 (1995-97)

### Life on the Road Isn't So Bad Either

As good as John Calipari's team's have been at home, they're nearly as good in hostile environments on the road. Dating back to the 2005-06 season, Calipari has recorded a 81-35 (.698) record on the road.

### Calipari Unrivaled in Conference

John Calipari has won 14 league championships (including the 2010, 2012, 2015 and 2016 SEC championships) seven more than the next-closest coach in the SEC (Ben Howland has seven conference titles). With a 2016 SEC Tournament championship, Calipari now owns 13 conference tournament titles, eight more than his closest competitor (Howland).

He's tallied a 305-91 (.770) all-time record within conference play as a head coach and owns a 98-24 (.803) record since joining the SEC.

### 30 is the new 20

With a home win vs. Tennessee on Feb. 18, 2016, John Calipari notched his 22nd consecutive season of 20 or more on-court wins as a collegiate head coach. He leads all active coaches with that streak, ahead of Mike Krzyzewski of Duke (20), Bill Self (18) and Jim Boeheim (17).

More impressive, Calipari has nine seasons with 30 or more on-court wins. Only Mike Krzyzewski (13) and Roy Williams (10) have more.

Calipari is the first coach in NCAA Division I history to record five straight on-court 30-win seasons, notching 30 straight in consecutive seasons from 2005-06 to 2009-10.

### The Success Rate

John Calipari has graduated 100 percent of the players (14 of 14) who have been eligible to receive their diploma by the end of their senior years and exhausted their athletic eligibility. Of that group, Patrick Patterson, Jarrod Polson and Alex Poythress completed their degrees in three years.

In the NCAA's APR, which measures eligibility, retention and graduation, UK has posted a single-year Academic Progress Rate of 977 or higher in every season under Calipari, including a perfect 1,000 in the last three single-year reports. Kentucky's four-year composite score in the most recent report, which was released in June, was a 1,000, earning the team an NCAA academic award for the second year in a row for finishing in the top 10 percent of Division I men's basketball programs.

Under Calipari, the team (scholarship competing players) has also posted a 3.0 grade-point average or better in seven of the last 12 semesters.

### Dream Maker

As someone who prides himself on helping young men reach their dreams, Coach Cal has helped 39 players get selected in the NBA Draft during his college coaching career, including 28 over his first seven seasons at Kentucky, which is more than double any other coach.

- Four No. 1 overall selections (Derrick Rose, John Wall, Anthony Davis and Karl-Anthony Towns) during the nine drafts

### TRACKING UK HEAD COACHES

First 50 Games		First 100 Games		First 150 Games		First 200 Games		First 250 Games	
Calipari	45-5	Rupp	89-11	Rupp	125-25	Rupp	163-37	Calipari	206-44
Smith	45-5	Calipari	87-13	Calipari	124-26	Calipari	163-37	Pitino	203-47
Rupp	43-7	Smith	80-20	Smith	116-34	Pitino	157-43	Rupp	199-51
Hall	32-18	Pitino	73-27	Pitino	114-36	Smith	154-46	Smith	197-53
Pitino	31-19	Hall	67-33	Hall	110-40	Hall	148-52	Hall	189-61

### CALIPARI AT NO. 1

#### Record as AP Top-Ranked Coach Since 2009-10

Coach	Schools	Records
1. John Calipari	Kentucky	69-7
2. Bill Self	Kansas	37-6
3. Mike Krzyzewski	Duke	28-5
4. Jim Boeheim	Syracuse	15-4
5. Tom Crean	Indiana	14-3
6. Thad Matta	Ohio State	13-2
7. Sean Miller	Arizona	12-1
8. Billy Donovan	Florida	11-1
9. Jay Wright	Villanova	11-2
10. Tom Izzo	Michigan State	9-2

#### Record as AP Top-Ranked Coach Active

Coach	Schools	Records
1. Mike Krzyzewski	Duke	193-29
2. John Calipari	UK, Memphis, UMass	110-12
3. Roy Williams	UNC, Kansas	95-18
4. Bill Self	Kansas	39-7
5. Bruce Weber	Illinois	30-2
6. Jim Boeheim	Syracuse	24-5
7. Thad Matta	Ohio State	22-3
8. Bob Huggins	Cincinnati	20-4
9. Tom Crean	Indiana	14-3
10. Sean Miller	Arizona	12-1

<sup>a</sup>as of Jan. 4, 2016

### CALIPARI'S DRAFT PICKS

Player (School)	Round	Year (Overall)
Eric Bledsoe (UK)	First	2010 (18)
Devin Booker (UK)	First	2015 (13)
Antonio Burks (MEM)	Second	2004 (36)
Marcus Camby (UMASS)	First	1996 (2)
Rodney Carney (MEM)	First	2006 (16)
DeMarcus Cousins (UK)	First	2010 (5)
Willie Cauley-Stein (UK)	First	2015 (6)
Anthony Davis (UK)	First	2012 (1)
Joey Dorsey (MEM)	Second	2008 (33)
C. Douglas-Roberts (MEM)	Second	2008 (40)
Robert Dozier (MEM)	Second	2009 (60)
Tyreke Evans (MEM)	First	2009 (4)
Archie Goodwin (UK)	First	2013 (29)
Josh Harrellson (UK)	Second	2011 (45)
Andrew Harrison (UK)	Second	2015 (44)
Dakari Johnson (UK)	Second	2015 (48)
Terrence Jones (UK)	First	2012 (18)
Enes Kanter (UK)	First	2011 (3)
Michael Kidd-Gilchrist	First	2012 (2)
Brandon Knight (UK)	First	2011 (8)
Skal Labissiere (UK)	First	2016 (28)
Doron Lamb (UK)	Second	2012 (42)
DeAndre Liggins (UK)	Second	2011 (53)
Trey Lyles (UK)	First	2015 (12)
Darius Miller (UK)	Second	2012 (46)
Jamal Murray (UK)	First	2016 (7)
Nerlens Noel (UK)	First	2013 (6)
Daniel Orton (UK)	First	2010 (29)
Patrick Patterson (UK)	First	2010 (14)
Julius Randle (UK)	First	2014 (7)
Lou Roe (UMass)	Second	1995 (30)
Derrick Rose (MEM)	First	2008 (1)
Marquis Teague (UK)	First	2012 (29)
Karl-Anthony Towns (UK)	First	2015 (1)
Tyler Ulis (UK)	Second	2016 (34)
Dajuan Wagner (MEM)	First	2002 (6)
John Wall (UK)	First	2010 (1)
Shawne Williams (MEM)	First	2006 (17)
James Young (UK)	First	2014 (17)



from 2008 to 2016. No other coach has more than two No. 1 picks

- In 2010, five of his UK players were selected in the first round for the first time in NBA history
- His six players in the 2012 and 2015 NBA drafts are the most in the two-round era
- Churned out 28 NBA Draft picks, 21 first-rounders, three No. 1 overall selections, six top-five picks and 14 lottery picks at Kentucky
- Of the 41 players who have finished their college careers at Kentucky under Calipari, 28 have been selected in the NBA Draft (68.3 percent)
- Of the 18 players at UK who have declared for the NBA Draft after their freshman seasons, all 18 have been first-round picks. He is 22 for 22 in that regard when including his players from Memphis
- Dating back to the 2008 draft, 33 players under Coach Cal have been taken in the NBA Draft, including 23 first-rounders
- Only coach to produce the top two picks in the same draft (2012 - Anthony Davis and Michael Kidd-Gilchrist)
- Produced a top-10 pick in nine straight drafts since 2008. No other school has had a first-rounder in each of the last nine drafts

### Developing Talent

John Calipari hasn't just signed the best talent in the country while he's been at Kentucky; he's been the best at developing that talent and getting it ready for the next level.

Of the 24 top-25 players Kentucky has signed and have completed their college eligibility, 21 were drafted and 18 were selected in the first round. Those draft numbers don't include Isaiah Briscoe or any of the 2016 or 2017 classes, all of whom are still in school or will attend school.

But that's only half the story. Calipari's players don't just make it to the pros; they're better prepared than anyone else. The proof is in the numbers.

Over the course of his career, Calipari's more than 40 NBA pros have made approximately \$1.2 billion in NBA contracts alone, which doesn't include endorsement deals and overseas contracts. Of the players currently playing in the NBA, they've earned approximately \$1 billion in guaranteed contracts.

### Double-Digit Win Streaks

Kentucky's 38-game winning streak in 2014-15 was historic, but it wasn't completely out of the norm for John Calipari. It was the 17th streak of Calipari's career where his teams have won 10 or more consecutive games during the season, the sixth where they have won 20 or more, the fifth where they have won 25 or more, the first where they have won 30 or more, and the first with 35 or more. Here's a list of all of them:

- 38 Kentucky, 2014-15
- 27 Memphis, 2008-09
- 26 Memphis, 2007-08
- 26 UMass, 1995-96
- 25 Memphis, 2006-07
- 24 Kentucky, 2011-12
- 19 Kentucky, 2009-10
- 16 UMass, 1994-95
- 15 Memphis, 2005-06
10. 14 UMass, 1991-92
- 12 Memphis, 2007-08
- 12 Memphis, 2002-03
- 12 UMass, 1992-93
14. 11 Memphis, 2003-04
- 10 Memphis, 2001-02
- 10 UMass, 1993-94
- 10 Kentucky, 2010-11

### Calipari Knows Defense

John Calipari's 2014-15 Kentucky Wildcat team was heralded as one of the best defensive teams ever. However, defense has always been a staple of Calipari-coached teams. Dating back to complete NCAA records beginning in 2001-02, Calipari's teams have been among national leaders in several critical defensive categories.

Year	FG % Def.	Rebound Margin	Scoring Margin	Blocks
2001-02 (UM)	13th (39.5)	11th (+6.6)	15th (+11.2)	54th (4.4)
2002-03 (UM)	28th (40.6)	44th (+4.1)	32nd (+8.0)	26th (5.1)
2003-04 (UM)	34th (40.5)	58th (+3.4)	58th (+7.1)	20th (5.0)
2004-05 (UM)	<b>4th (38.4)</b>	75th (+2.9)	62nd (+5.9)	13th (5.4)
2005-06 (UM)	<b>2nd (38.0)</b>	<b>9th (+6.7)</b>	<b>5th (+14.6)</b>	<b>8th (6.4)</b>
2006-07 (UM)	12th (39.0)	28th (+5.3)	<b>5th (+5.8)</b>	12th (5.9)
2007-08 (UM)	12th (39.1)	16th (+6.2)	<b>2nd (+18.0)</b>	<b>8th (6.1)</b>
2008-09 (UM)	<b>1st (37.1)</b>	19th (+6.1)	<b>2nd (+16.3)</b>	<b>7th (6.0)</b>
2009-10 (UK)	<b>3rd (37.8)</b>	<b>4th (+8.1)</b>	<b>6th (+14.3)</b>	<b>4th (7.2)</b>
2010-11 (UK)	15th (39.4)	60th (+3.6)	13th (+11.4)	<b>3rd (6.3)</b>
2011-12 (UK)	<b>1st (37.4)</b>	12th (+6.8)	<b>1st (+16.8)</b>	<b>1st (8.6)</b>
2012-13 (UK)	30th (39.2)	48th (+4.3)	48th (+8.2)	<b>3rd (6.6)</b>
2013-14 (UK)	59th (41.1)	<b>2nd (+9.4)</b>	43rd (+8.2)	13th (5.9)
2014-15 (UK)	<b>1st (35.4)</b>	15th (+6.8)	<b>1st (+20.1)</b>	<b>2nd (6.9)</b>
2015-16 (UK)	24th (39.7)	39th (+5.2)	17th (+11.4)	<b>6th (5.8)</b>
2016-17 (UK)*	65th (40.1)	72nd (+4.7)	<b>2nd (+22.9)</b>	<b>5th (6.6)</b>

\*rankings through Jan. 3, 2017

### RECRUITING TRAIL

The Wildcats have signed more top-25 players over the past eight seasons than any other school under John Calipari's leadership. A quarter of all Rivals' top-10 prospects nationally over the past nine classes have signed with Coach Cal and the Cats.

PLAYER (YEAR)	ESPN	RIVALS	SCOUT	MCD	JB
Shai Gilgeous-Alexander ('17)	44	53	46		
Quade Green ('17)	22	23	25		
Nick Richards ('17)	12	19	17		
P.J. Washington ('17)	16	16	14		
Edrice Adebayo ('16)	5	7	11	Y	Y
Brad Calipari ('16)	NR	NR	NR		
De'Aaron Fox ('16)	6	6	6	Y	Y
Wenyen Gabriel ('16)	14	13	12		Y
Sacha Killeya-Jones ('16)	24	24	27	Y	
Malik Monk ('16)	9	9	13	Y	Y
Tai Wynyard ('16)	NR	NR	NR		
Isaiah Briscoe ('15)	13	9	15	Y	Y
Isaac Humphries ('15)	49*	35*	50		
Skal Labissiere ('15)	11	4	3		Y
Charles Matthews ('15)	47	57	62		Y
Jamal Murray ('15)	NA^	9	12		
Devin Booker ('14)	18	30	31	Y	Y
Trey Lyles ('14)	7	8	8	Y	Y
Karl-Anthony Towns ('14)	6	11	11	Y	Y
Tyler Ulis ('14)	33	33	29	Y	Y
Aaron Harrison ('13)	9	7	6	Y	Y
Andrew Harrison ('13)	5	5	5	Y	Y
Dominique Hawkins ('13)	NR	NR	NR		
Dakari Johnson ('13)	7	9	17	Y	Y
Marcus Lee ('13)	25	19	24	Y	Y
Julius Randle ('13)	3	2	2	Y	Y
James Young ('13)	8	11	11	Y	Y
Derek Willis ('13)	NR	115	NR		
Archie Goodwin ('12)	15	14	14	Y	Y
Willie Cauley-Stein ('12)	40	40	48		
Julius Mays ('12)	NA#	NA#	NA#		
Nerlens Noel ('12)	1	2	1		Y
Alex Poythress ('12)	13	8	7	Y	Y
Twany Beckham ('11)	NA#	NA#	NA#		
Anthony Davis ('11)	1	2	1	Y	Y
Ryan Harrow ('11)	NA#	NA#	NA#		
M. Kidd-Gilchrist ('11)	4	3	6	Y	Y
Marquis Teague ('11)	8	5	8	Y	Y
Kyle Wiltjer ('11)	19	22	24	Y	Y
Terrence Jones ('10)	9	13	8	Y	Y
Enes Kanter ('10)	25	3	3		
Brandon Knight ('10)	4	6	6	Y	Y
Doron Lamb ('10)	29	21	28	Y	Y
Jarrod Polson ('10)	NA@	NA@	NA@		
Stacey Poole, Jr. ('10)	51	33	67		
Eloy Vargas ('10)	NA	NA	NA		
Eric Bledsoe ('09)	NR	23	37		
DeMarcus Cousins ('09)	4	2	3	Y	Y
Darnell Dodson ('09)	NA#	NA#	NA#		
Jon Hood ('09)	92	40	46		
Daniel Orton ('09)	13	22	17		Y
John Wall ('09)	5	1	2		Y

Top-10 Players	18	20	16
Top-15 Players	23	25	25
Top-25 Players	32	34	31
Top-50 Players	38	40	39

McDonald's All-Americans	25
Jordan Brand Classic All-Americans	30

\* - ranking according to the 2016 class

^ - reclassified after final rankings were released

# - transfer

@ - joined team as walk-on



## HONORS UNDER COACH CALIPARI

4

**SEC REGULAR-SEASON  
CHAMPIONSHIPS**  
(2010, 2012, 2015, 2016)

4

**FINAL FOURS**  
(2011, 2012, 2014, 2015)

4

**SEC TOURNAMENT  
CHAMPIONSHIPS**  
(2010, 2011, 2015, 2016)

2

**National Players of the Year**  
**John Wall (2010);**  
**Anthony Davis (2012)**

4

**No. 1 Draft Picks**  
**Derrick Rose (2008); John Wall**  
**(2010); Anthony Davis (2012);**  
**Karl-Anthony Towns (2015)**

2

**National Freshman  
Players of the Year**  
**John Wall (2010); Anthony Davis**  
**(2012)**

## Collegiate Awards

## All-America Honors

D. Cousins (2010)	AP (1), NABC (2), USBWA (2), SN (2)
John Wall (2010)	AP (1), NABC (2), USBWA (2), SN (2)
Anthony Davis (2012)	AP (1), NABC (2), USBWA (2), SN (2)
M. Kidd-Gilchrist (2012)	AP (3), USBWA (2), NABC (3), SN (2)
Julius Randle (2014)	NABC (3)
W. Cauley-Stein (2015)	NABC (1), USBWA (1), SN (1)
K. Towns (2015)	SN (3)
Tyler Ulis (2016)	AP (1), SN (1), USBWA (2), NABC (2)

## SEC Player of the Year

John Wall	2010 (Coaches/AP)
Anthony Davis	2012 (Coaches/AP)
Tyler Ulis	2016 (Coaches/AP)

## SEC Defensive Player of the Year

Anthony Davis	2012 (Coaches)
Nerlens Noel	2013 (Coaches)
Willie Cauley-Stein	2015 (Coaches)
Tyler Ulis	2016 (Coaches)

## SEC Freshman of the Year

DeMarcus Cousins	2010 (Coaches)
John Wall	2010 (AP)
Terrence Jones	2011 (Coaches/AP)
Anthony Davis	2012 (Coaches/AP)
Nerlens Noel	2013 (Coaches/AP)
Julius Randle	2014 (Coaches/AP)
Karl-Anthony Towns	2015 (Coaches/AP)

## SEC Sixth Man of the Year

Darius Miller	2012 (Coaches)
Kyle Wiltjer	2013 (Coaches)
Devin Booker	2015 (Coaches)

## CoSIDA Academic All-America

Alex Poythress (2nd)	2016
----------------------	------

## All-SEC

D. Cousins (2010)	1st (Coaches/AP)
P. Patterson (2010)	1st (Coaches)/2nd (AP)
John Wall (2010)	1st (Coaches/AP)
Terrence Jones (2011)	1st (Coaches/AP)
Brandon Knight (2011)	1st (Coaches)/2nd (AP)
Anthony Davis (2012)	1st (Coaches/AP)
M. Kidd-Gilchrist (2012)	1st (Coaches/AP)
Terrence Jones (2012)	2nd (Coaches/AP)
Doron Lamb (2012)	2nd (Coaches)
Nerlens Noel (2013)	1st (Coaches/AP)
Julius Randle (2014)	1st (Coaches/AP)
James Young (2014)	2nd (Coaches)
Devin Booker (2015)	2nd (Coaches)
W. Cauley-Stein (2015)	1st (Coaches/AP)
Aaron Harrison (2015)	2nd (Coaches/AP)
K. Towns (2015)	1st (Coaches/AP)
Tyler Ulis (2016)	1st (Coaches/AP)
Jamal Murray (2016)	1st (Coaches/AP)

## All-SEC Defensive Team

Patrick Patterson	2010
DeAndre Liggins	2011
Anthony Davis	2012
Michael Kidd-Gilchrist	2012
Nerlens Noel	2013
Willie Cauley-Stein	2013
Willie Cauley-Stein	2015
Tyler Ulis	2016

## Coaches' All-SEC Freshman Team

Eric Bledsoe	2010
DeMarcus Cousins	2010
John Wall	2010
Brandon Knight	2011
Terrence Jones	2011
Doron Lamb	2011
Anthony Davis	2012
Michael Kidd-Gilchrist	2012
Willie Cauley-Stein	2013
Archie Goodwin	2013
Nerlens Noel	2013
Alex Poythress	2013
Julius Randle	2014
James Young	2014
Devin Booker	2015
Trey Lyles	2015
Karl-Anthony Towns	2015
Tyler Ulis	2015
Jamal Murray	2016

## NCAA Final Four Team

Anthony Davis (MVP)	2012
Michael Kidd-Gilchrist	2012
Doron Lamb	2012
Julius Randle	2014
James Young	2014

## NCAA Regional Tournament

DeMarcus Cousins	2010
John Wall	2010
Josh Harrellson	2011
Brandon Knight (MVP)	2011
DeAndre Liggins	2011
M. Kidd-Gilchrist (MVP)	2012
Anthony Davis	2012
Doron Lamb	2012
Aaron Harrison	2014
Marcus Lee	2014
Julius Randle (MVP)	2014
Willie Cauley-Stein	2015
Andrew Harrison	2015
K. Towns (MVP)	2015

## SEC All-Tournament Team

John Wall	2010
Eric Bledsoe	2010
DeMarcus Cousins	2010
Darius Miller	2011
Brandon Knight	2011
Josh Harrellson	2011
Anthony Davis	2012
Terrence Jones	2012
Aaron Harrison	2014
Julius Randle	2014
Willie Cauley-Stein	2015
Aaron Harrison	2015
Andrew Harrison	2015
Jamal Murray	2016
Tyler Ulis	2016

## SEC Tournament MVP

John Wall	2010
Darius Miller	2011
Willie Cauley-Stein	2015
Tyler Ulis	2016

## Former Cal Players in the NBA

## NBA Player of the Year

Derrick Rose	2011
--------------	------

## NBA Rookie of the Year

Karl-Anthony Towns	2016
Tyreke Evans	2010
Derrick Rose	2009

## NBA Defensive Player of the Year

Marcus Camby	2007
--------------	------

## NBA Cares Community Assist Award

John Wall	2016
-----------	------

## All-NBA Team

DeMarcus Cousins (2nd)	2016
Anthony Davis (1st)	2015
DeMarcus Cousins (2nd)	2015
Derrick Rose (1st)	2012
Derrick Rose (1st)	2011

## All-NBA Rookie Team

Karl-Anthony Towns (1st)	2016
Devin Booker (1st)	2016
Willie Cauley-Stein (2nd)	2016
Nerlens Noel (1st)	2015
Anthony Davis (1st)	2013
Michael Kidd-Gilchrist (2nd)	2013
Brandon Knight (1st)	2012
DeMarcus Cousins (1st)	2011
John Wall (1st)	2011
Eric Bledsoe (2nd)	2011
Tyreke Evans (1st)	2010
Derrick Rose (1st)	2010
Marcus Camby (1st)	1997

## All-NBA Defensive Team

Anthony Davis (2nd)	2015
John Wall (2nd)	2015
Marcus Camby (1st)	2008
Marcus Camby (1st)	2007
Marcus Camby (2nd)	2006
Marcus Camby (2nd)	2005

## NBA All-Star Team

DeMarcus Cousins	2016
Anthony Davis	2016
John Wall	2016
DeMarcus Cousins	2015
Anthony Davis	2015
John Wall	2015
Anthony Davis	2014
John Wall	2014
Derrick Rose	2012
Derrick Rose	2011
Derrick Rose	2010



A "players-first" coach with a penchant for helping people reach their dreams, John Calipari, a Naismith Memorial Basketball Hall of Famer, has guided six teams to the Final Four, led one to a national championship and helped 39 players get selected in the NBA Draft during his 24-year college coaching career.

Calipari guided Kentucky to its eighth national championship and his first national title in 2012. In becoming only the second coach in NCAA history to lead three different schools to the Final Four, he has racked up more than 600 victories, 17 NCAA Tournament appearances, six Final Fours and numerous national coach of the year honors.

In 2015, Coach Cal led college basketball's first ever 38-0 team, and became one of just three coaches to make four Final Fours in a five-year span. At the end of the season, Calipari became the 96th coach to join the Naismith Memorial Basketball Hall of Fame.

While building a program out of obscurity at Massachusetts, laying the foundation at Memphis and restoring luster at the sport's greatest program at Kentucky, he has totaled the second-most wins in NCAA history in the first 20 years of a college coaching career.

Quite honestly, though, Calipari's on-court success overshadows a much more significant picture.

In his goal to lead a players-first program, he has helped 39 players realize their dreams and guide them to NBA Draft selections, including a record five first-round draft picks in 2010. Two years later, six Wildcats heard their names called at the 2012 draft, the most in the two-round draft era. UK, with Calipari's help, would tie those six picks again in 2015, including a record-tying four lottery selections. His four No. 1 overall picks are twice as many as any other coach, and he's had 28 players drafted during his seven years at Kentucky, including 21 first-round picks.

Calipari's players have entered the league NBA-ready. He's coached an MVP, three All-NBA players, three Rookie of the Year winners, and 10 players from Calipari's first six teams at Kentucky have made the NBA All-Rookie teams.

Much like he did at UMass, where his players graduated at nearly 80 percent, Calipari has stressed academics. Fifteen of his last 18 seniors at Memphis earned their bachelor's degrees, and all 14 players at UK who were eligible to graduate by the end of their senior years walked away with a diploma in hand, including three players who earned their degree in just three years. In seven of the last 12 semesters, Calipari's teams have posted a combined team grade-point average of 3.0 or better.

His foundation, The Calipari Foundation, has raised millions of dollars to help the lives of those in need in the Commonwealth and across the country. In 2010, he used a telethon to raise more than \$1 million for victims of the devastating earthquake in Haiti, and he organized another one in 2012 for victims of Superstorm Sandy. A year after helping raise \$350,000 for charity during the inaugural UK alumni weekend, Calipari was the driving force behind the more than \$1 million that was donated to local and national organizations during the second annual alumni weekend, and then \$1.5 million in 2015.

With Rupp Arena under construction in 2016, Calipari held a celebrity softball game during the annual UK alumni weekend. That game, with the fantasy experience, raised approximately \$1.5 million for charity with matching funds, including more than \$450,000 that went to Louisiana flood relief efforts.

Author of five books, including the New York Times Best Seller "Players First: Coaching from the Inside Out," Calipari is a master of communication and maximizing talent. He lives by the motto that "it's never a matter of how far you have fallen, but instead it's about how high you bounce back."

## BIOGRAPHICAL INFORMATION

**Date of Birth:** Feb. 10, 1959 | **Wife:** Ellen  
**Children:** Erin Sue, Megan Rae, Bradley Vincent

### Education

Clarion State (1982)

### Head Coaching Experience

University of Massachusetts (1989-96)

New Jersey Nets (NBA) (1997-99)

University of Memphis (2001-09)

**University of Kentucky (2010-present)**

## COACHING AWARDS

- 2015 Naismith Memorial Basketball Hall of Fame Inductee
- 2015 AP National Coach of the Year
- 2015 Naismith National Coach of the Year
- 2015 NABC National Coach of the Year
- 2015 The Sporting News National Coach of the Year
- 2015 Adolph Rupp National Coach of the Year
- 2015 SEC Coach of the Year (AP/Coaches)
- 2015 USBWA District IV Coach of the Year
- 2012 Nell & John Wooden Coach of the Year Leadership Award
- 2012 Naismith National Coach of the Year Finalist
- 2012 SEC Coach of the Year (AP/Coaches)
- 2010 Adolph Rupp National Coach of the Year
- 2010 Naismith National Coach of the Year Finalist
- 2010 SEC Coach of the Year (AP)
- 2010 *Sporting News* SEC Coach of the Year
- 2010 Yahoo! Sports SEC Coach of the Year
- 2010 USBWA District IV Coach of the Year
- 2009 NABC National Co-Coach of the Year
- 2009 *Sports Illustrated* National Coach of the Year
- 2009 Phelan National Coach of the Year
- 2009 Iba National Coach of the Year Finalist
- 2009 C-USA Coach of the Year
- 2008 Naismith National Coach of the Year
- 2008 C-USA Coach of the Year
- 2008 Iba National Coach of the Year Finalist
- 2008 Phelan National Coach of the Year Finalist
- 2007 Phelan National Coach of the Year Finalist
- 2007 USBWA District IV Coach of the Year
- 2007 *Basketball Times* South Region Coach of the Year
- 2006 C-USA Coach of the Year
- 2004 NABC District 7 Coach of the Year
- 1996 Naismith National Coach of the Year
- 1996 NABC National Coach of the Year
- 1996 *The Sporting News* National Coach of the Year
- 1996 Atlantic 10 Coach of the Year
- 1995 Naismith National Coach of the Year Finalist
- 1994 Naismith National Coach of the Year Finalist
- 1994 Atlantic 10 Coach of the Year
- 1993 USBWA District I Coach of the Year
- 1993 Atlantic 10 Coach of the Year
- 1992 Eastern Basketball Coach of the Year



## NCAA DIVISION I ACTIVE WINNINGEST COACHES

(On-Court By Percentage - Min. 10 yrs. at Division I level)

NO.	COACH/TEAM	YRS.	PCT.
1.	Mark Few/Gonzaga	17	.808
2.	Roy Williams/UNC	28	.789
3.	<b>John Calipari/Kentucky</b>	<b>24</b>	<b>.780</b>
4.	Mike Krzyzewski/Duke	41	.765
5.	Bill Self/Kansas	23	.759

\*numbers going into the 2016-17 season

## SINCE 2005-06 ...

Since the 2005-06 season, John Calipari's on-court record ranks him as the winningest coach. Totals through Dec. 29, 2016.

	COACH	RECORD
1.	<b>John Calipari</b>	<b>366-63</b>
2.	Bill Self	351-68
3.	Mike Krzyzewski	335-77
4.	Roy Williams	326-96
5.	Mark Few	321-74

## MISCELLANEOUS ON-COURT RECORDS

Overall On-Court Record:.....674-189 (.781)  
 March/April Record:.....145-41 (.780)  
 NCAA Record:.....48-16 (.750)  
 Record in Conference Games:.....305-91 (.770)  
 Record in Conference Tournament:.....50-12 (.806)

- Calipari owns the most single-season wins with 38, tying his own record (Memphis in '08 and UK in '12) in 2016 with 38 wins
- Calipari is one of two coaches (Roy Williams) in NCAA Division I history to have 400 or more wins in the first 16 years as a head coach. Calipari had 416 wins in his first 16 years
- Calipari is the winningest coach in NCAA Division I history for a five-year span with 173 victories (2008-12)
- Calipari is the first coach in NCAA Division I history to record five straight on-court 30-win seasons. Memphis hit the 30-win plateau from 2006-09
- Calipari is one of only two coaches (Rick Pitino) to lead three different schools to a Final Four
- Calipari is one of only three coaches (John Wooden, Mike Krzyzewski) to go to four Final Fours in five seasons
- Calipari started with a 54-0 record in Rupp Arena as head coach of the Wildcats
- Calipari has 28 players that have been chosen in the NBA Draft (21 first-round picks) over the last seven seasons
- Calipari has more wins (327) in a 10-year period (2006-15) than any other coach in college basketball history
- Calipari is the second-fastest Division I men's basketball coach to reach 200 victories at a single school, behind only LIU-Brooklyn's Claire Bee

## CAL IN CONFERENCE

SEC COACHES	CONFERENCE CHAMPIONSHIPS	Tournament Championships	Conference Coach of the Year
Avery Johnson, Alabama	0	0	0
Mike Anderson, Arkansas	1	1	1
Bruce Pearl, Auburn	7	2	7
Michael White, Florida	3	0	2
Mark Fox, Georgia	4	0	3
<b>John Calipari, Kentucky</b>	<b>14</b>	<b>13</b>	<b>9</b>
Johnny Jones, LSU	1	2	0
Kim Anderson, Missouri	6	4	2
Andy Kennedy, Ole Miss	0	1	2
Ben Howland, Mississippi State	7	5	3
Frank Martin, South Carolina	0	0	1
Rick Barnes, Tennessee	3	1	5
Billy Kennedy, Texas A&M	5	2	4
Bryce Drew, Vanderbilt	4	2	3
<b>TOTALS</b>	<b>55</b>	<b>33</b>	<b>42</b>

## CALIPARI VS. ALL OPPONENTS

Alabama..... 11-3	Furman..... 1-0	Mississippi Valley St..... 1-0	S. Louisiana..... 3-0
Albany..... 1-0	George Mason..... 1-0	Missouri..... 6-2	Southern Cal..... 2-0
Arizona..... 1-1	George Washington..... 8-9	Montana State..... 1-0	Southern Miss..... 15-4
Arizona State..... 2-1	Georgetown..... 2-1	Morehead State..... 2-0	Southwest Texas St..... 1-0
Arkansas..... 8-6	Georgia..... 11-2	Murray State..... 1-0	St. Bonaventure..... 17-1
Arkansas-Little Rock..... 3-0	Georgia Tech..... 1-1	Nevada..... 1-0	St. John's..... 1-0
Arkansas-Pine Bluff..... 1-0	Gonzaga..... 4-0	New Hampshire..... 5-0	St. Joseph's..... 15-5
Arkansas State..... 4-0	Grand Canyon..... 1-0	New Mexico..... 1-0	St. Mary's..... 1-0
Auburn..... 8-1	Hampton..... 1-0	New Orleans..... 1-0	St. Peter's..... 1-0
Central Ark..... 6-1	Hartford..... 2-0	North Carolina..... 1-0	Stanford..... 3-2
Baylor..... 1-2	Harvard..... 1-0	North Carolina State..... 6-2	Stephen F. Austin..... 1-0
Belmont..... 2-0	Hofstra..... 1-0	North Carolina State..... 1-0	Stony Brook..... 1-0
Boise State..... 1-0	Holy Cross..... 4-1	North Texas..... 1-0	Syracuse..... 3-2
Boston..... 7-1	Houston..... 16-3	Northeastern..... 3-1	TCU..... 7-1
Boston College..... 2-0	Howard..... 1-0	Notern Kentucky..... 1-0	Temple..... 13-11
Bradley..... 1-0	Illinois..... 1-1	Northwestern State..... 1-0	Tennessee..... 13-6
Bucknell..... 1-0	Illinois State..... 1-0	Notre Dame..... 2-1	Tennessee Tech..... 1-0
Buffalo..... 2-0	Indiana..... 3-2	Oakland..... 1-0	Texas..... 2-2
BYU..... 1-0	Iowa..... 0-1	Ohio State..... 1-2	Texas A&M..... 6-2
Cal State Northridge..... 1-0	Iowa State..... 2-0	Oklahoma..... 5-1	Towson State..... 1-0
Canisius..... 1-0	Jackson State..... 2-0	Oklahoma State..... 0-2	Tulane..... 16-0
Central Conn. St..... 2-0	Kansas..... 3-4	Old Dominion..... 2-0	Tulsa..... 11-1
Charlotte..... 2-3	Kansas State..... 2-0	Ole Miss..... 13-4	UAB..... 14-3
Chattanooga..... 2-0	Keene State..... 1-0	Oral Roberts..... 1-0	UCF..... 5-0
Christian Brothers..... 2-0	Kentucky..... 2-4	Oregon State..... 1-0	UCLA..... 3-3
Cincinnati..... 6-7	La Salle..... 3-0	Pennsylvania..... 3-0	UNC Asheville..... 2-0
Cleveland State..... 4-0	Lafayette (Pa.)..... 1-0	Penn State..... 4-4	UNC Greensboro..... 1-0
Coastal Carolina..... 1-0	Lamar..... 4-0	Pepperdine..... 1-0	UNC Wilmington..... 1-0
Colorado..... 1-1	LIU-Brooklyn..... 1-0	Pittsburgh..... 2-1	USF..... 10-1
Colorado State..... 0-1	Lipscomb..... 1-0	Portland..... 3-0	Utah..... 1-1
Columbia..... 1-0	Long Beach State..... 1-0	Princeton..... 2-0	UTEP..... 5-0
Connecticut..... 2-5	Louisiana Tech..... 1-1	Providence..... 3-1	UT Arlington..... 3-0
Coppin State..... 1-0	Louisville..... 14-7	Purdue..... 2-1	UT Martin..... 5-0
Cornell..... 1-0	Loyola..... 1-0	Radford..... 1-0	Valparaiso..... 1-0
Dartmouth..... 1-0	Lowell..... 2-1	Rhode Island..... 16-2	Vanderbilt..... 11-4
Dayton..... 1-0	LSU..... 9-2	Rice..... 4-0	Vermont..... 2-0
DePaul..... 4-2	Manhattan..... 2-0	Richmond..... 1-0	Villanova..... 2-0
Detroit..... 1-0	Marist..... 2-0	Rider..... 1-0	Virginia..... 0-1
Drexel..... 2-0	Marquette..... 3-1	Robert Morris..... 1-1	Virginia Tech..... 2-0
Duke..... 1-2	Marshall..... 6-0	Rutgers..... 11-4	Wake Forest..... 2-1
Duquesne..... 12-4	Maryland..... 5-3	Saint Louis..... 4-3	Washington..... 1-0
East Carolina..... 7-0	Massachusetts..... 1-0	Sam Houston State..... 1-0	West Virginia..... 12-7
East Tennessee State..... 3-0	Memphis..... 1-0	Samford..... 3-0	Western Kentucky..... 2-0
Eastern Kentucky..... 3-0	Miami (Fla.)..... 0-1	Santa Clara..... 1-0	Wichita State..... 1-0
Eastern Michigan..... 2-0	Miami (Ohio)..... 2-0	Savannah State..... 1-0	Winthrop..... 2-0
Fairfield..... 1-0	Michigan..... 1-0	Seton Hall..... 1-0	Wisconsin..... 1-1
Florida..... 14-5	Michigan State..... 2-1	Siena..... 4-0	Wofford..... 1-0
Florida State..... 1-1	Middle Tennessee..... 3-0	SMU..... 7-0	Wright State..... 1-0
Florida Tech..... 0-1	Milwaukee..... 1-0	South Carolina..... 12-2	Xavier..... 2-2
Fordham..... 5-0	Mississippi State..... 10-0	South Connecticut..... 1-0	Yale..... 1-0





## CALIPARI ERA SINGLE GAME RECORDS

## MOST POINTS

Pts.	Player vs. Opponent	Date
47	Malik Monk vs. North Carolina	12-17-16
35	Jamal Murray vs. FLORIDA	2-6-16
35	Terrence Jones vs. AUBURN	1-11-11
34	Malik Monk at Ole Miss	12-29-16
33	Jamal Murray at Vanderbilt	2-27-16
33	Jamal Murray vs. Ohio State	12-19-15
32	Doron Lamb vs. WINTHROP	12-22-10
30	Tyler Ulis vs. Texas A&M	3-13-16
30	Brandon Knight vs. West Va.	3-19-11
29	Julius Randle vs. BELMONT	12-21-13
29	Terrence Jones vs. Oklahoma	11-22-10
29	Eric Bledsoe vs. E. Tennessee St.	3-18-10
28	Aaron Harrison vs. R. MORRIS	11-17-13
28	Archie Goodwin vs. MOREHEAD ST.	11-21-12
28	Anthony Davis vs. VANDERBILT	2-25-12
27	Tyler Ulis vs. Indiana	3-19-16
27	Tyler Ulis at South Carolina	2-13-16
27	Julius Randle vs. Michigan St.	11-12-13
27	Terrence Jones at LSU	1-28-12
27	Anthony Davis vs. ARKANSAS	1-17-12
27	Terrence Jones vs. Notre Dame	12-8-10
27	DeMarcus Cousins at S. Carolina	1-26-10
27	D.Cousins vs. S. HOUSTON ST.	11-19-09

**Active:** 47, Malik Monk vs. North Carolina, 12-17-16

**SEC:** 35, Jamal Murray vs. FLORIDA, 2-6-16

**Postseason:** 30, Tyler Ulis vs. Texas A&M, 3-13-16

**SEC Turnout:** 30, Tyler Ulis vs. Texas A&M, 3-13-16

**NCAA Turnout:** 30, Brandon Knight vs. West Va., 3-19-11

**Rupp Arena:** 35, Jamal Murray vs. FLORIDA, 2-6-16

**On the Road:** 34, Malik Monk at Ole Miss, 12-29-16

**Neutral:** 47, Malik Monk vs. North Carolina, 12-17-16

**SEC Road:** 34, Malik Monk at Ole Miss, 12-29-16

**Ranked Opp.:** 47, Malik Monk vs. North Carolina, 12-17-16

**Freshman:** 47, Malik Monk vs. North Carolina, 12-17-16

**Sophomore:** 30, Tyler Ulis vs. Texas A&M, 3-13-16

**Junior:** 25, Derek Willis vs. TENNESSEE, 2-18-16

**Senior:** 25, Alex Poythress at Alabama, 1-19-16

**Opener:** 25, Terrence Jones vs. E. TENN. ST., 11-12-10

**SEC Opener:** 34, Malik Monk at Ole Miss, 12-29-16

*\*\*In some cases, the most recent occurrence is listed*

## MOST POINTS IN AN SEC GAME

Pts.	Player vs. Opponent	Date
35	Jamal Murray vs. FLORIDA	2-6-16
35	Terrence Jones vs. AUBURN	1-11-11
34	Malik Monk at Ole Miss	12-29-16
33	Jamal Murray at Vanderbilt	2-27-16
28	Jamal Murray vs. TENNESSEE	2-18-16
28	Anthony Davis vs. VANDERBILT	2-25-12
27	Tyler Ulis at South Carolina	2-13-16
27	Terrence Jones at LSU	1-28-12
27	Anthony Davis vs. ARKANSAS	1-17-12
27	DeMarcus Cousins at S. Carolina	1-26-10
26	Malik Monk vs. TEXAS A&M	1-3-17
26	Jamal Murray at South Carolina	2-13-16
26	Aaron Harrison vs. OLE MISS	1-6-15
26	Andrew Harrison vs. TENNESSEE	1-18-14
26	James Young vs. MISSISSIPPI ST.	1-8-14
26	Kyle Wiltjer at Ole Miss	1-29-13
26	Brandon Knight at Arkansas	2-23-11

## MOST POINTS IN A HALF

Pts.	Player vs. Opponent	Date
27	Malik Monk <sup>1</sup> vs. North Carolina	12-17-16
27	Jamal Murray <sup>2</sup> vs. Ohio State	12-19-15
24	Malik Monk <sup>1</sup> at Ole Miss	12-29-16
22	Julius Randle <sup>2</sup> vs. Michigan St.	11-12-13
22	Terrence Jones <sup>2</sup> vs. AUBURN	1-11-11
22	Eric Bledsoe <sup>2</sup> vs. MOREHEAD ST.	11-13-09
21	Jamal Murray <sup>1</sup> at Vanderbilt	2-27-16
21	Malik Monk <sup>2</sup> vs. North Carolina	12-17-16
20	Jamal Murray <sup>1</sup> vs. FLORIDA	2-6-16
20	Terrence Jones <sup>2</sup> at Georgia	1-8-11
20	D. Cousins <sup>2</sup> vs. UNC Asheville	11-30-09
19	Malik Monk <sup>1</sup> vs. CLEVELAND ST.	11-23-16
19	Jamal Murray <sup>1</sup> vs. Georgia	3-12-16
19	Aaron Harrison <sup>1</sup> vs. R. MORRIS	11-17-13
19	Archie Goodwin <sup>2</sup> at Louisville	12-29-12
19	John Wall <sup>2</sup> vs. UConn	12-9-09
18	Malik Monk <sup>1</sup> vs. UT MARTIN	11-25-16
18	Jamal Murray <sup>2</sup> at Florida	3-1-16
18	Skal Labissiere <sup>1</sup> vs. NJIT	11-14-15
18	Aaron Harrison <sup>2</sup> at Florida	2-7-15
18	Aaron Harrison <sup>2</sup> vs. BELMONT	12-21-13
18	Anthony Davis <sup>1</sup> at S. Carolina	2-4-12
18	Anthony Davis <sup>2</sup> vs. LOUISVILLE	12-31-11
18	Kyle Wiltjer <sup>2</sup> vs. LOYOLA	12-22-11
18	Josh Harrellson <sup>2</sup> at Louisville	12-31-10
18	D. Cousins <sup>1</sup> vs. S. HOUSTON ST.	11-19-09

1 - First Half; 2 - Second Half

## MOST POINTS OFF THE BENCH

Pts.	Player vs. Opponent	Date
35	Terrence Jones vs. AUBURN	1-11-11
32	Doron Lamb vs. WINTHROP	12-22-10
26	Kyle Wiltjer at Ole Miss	1-29-13
24	Kyle Wiltjer vs. LOYOLA	12-22-11
24	Doron Lamb at North Carolina	12-4-10
23	Kyle Wiltjer vs. LIPSCOMB	12-15-12
20	Doron Lamb at Ole Miss	2-1-11
20	Doron Lamb vs. E. TENN. ST.	11-12-10

## MOST 3-POINTERS MADE

3's	Player vs. Opponent	Date
8	Malik Monk vs. North Carolina	12-17-16
8	Jamal Murray vs. FLORIDA	2-6-16
8	Eric Bledsoe vs. E. Tenn. St.	3-18-10
7	Malik Monk vs. Michigan St.	11-15-16

7	Derek Willis vs. TENNESSEE	2-18-16
7	Jamal Murray vs. Ohio State	12-19-15
7	Kyle Wiltjer vs. LIPSCOMB	12-15-12
7	Kyle Wiltjer vs. LAFAYETTE	11-16-12
7	Doron Lamb vs. WINTHROP	12-22-10

## MOST FREE THROWS

Fts	Player vs. Opponent	Date
14	Tyler Ulis at Arkansas	1-21-16
13	Julius Randle at Ole Miss	2-18-14
13	Julius Randle vs. BELMONT	12-21-13
12	Tyler Ulis at Tennessee	2-2-16
12	Dakari Johnson vs. UT ARL.	11-25-14
12	Archie Goodwin at Ole Miss	1-29-13
12	Archie Goodwin vs. MOREHEAD ST.	11-21-12
12	Anthony Davis vs. LOUISVILLE	12-31-11

## MOST REBOUNDS

Rebs	Player vs. Opponent	Date
19	M. Kidd-Gilchrist vs. LOUISVILLE	12-31-11
18	Anthony Davis vs. CHATT.	12-17-11
18	D. Cousins vs. LOUISVILLE	1-2-10
18	Patrick Patterson vs. RIDER	11-21-09
18	D. Cousins vs. SAM HOUSTON ST.	11-19-09
17	Terrence Jones vs. Notre Dame	12-8-10
17	Terrence Jones at Washington	11-23-10
16	Julius Randle vs. LSU	3-14-14
16	Julius Randle vs. UNC ASHEVILLE	11-8-13
16	Nerlens Noel vs. BAYLOR	12-1-12
16	Anthony Davis vs. Kansas	4-2-12
16	Anthony Davis vs. LITTLE ROCK	1-3-12
15	Julius Randle vs. Kansas State	3-21-14
15	Julius Randle at South Carolina	3-1-14
15	Julius Randle vs. LSU	2-22-14
15	Julius Randle vs. CLEV. ST.	11-25-13
15	Julius Randle vs. R. MORRIS	11-17-13
15	Anthony Davis vs. ST. JOHN'S	12-1-11
15	Terrence Jones vs. UConn	4-2-11
15	DeMarcus Cousins vs. Tennessee	3-13-10

**Active:** 13, Bam Adebayo vs. UCLA, 12-3-16

**SEC:** 15, Julius Randle vs. LSU, 2-22-14

**Postseason:** 16, Julius Randle vs. LSU, 3-14-14

**SEC Turnout:** 16, Julius Randle vs. LSU, 3-14-14

**NCAA Turnout:** 16, Anthony Davis vs. Kansas, 4-2-12

**Rupp Arena:** 19, M. Kidd-Gilchrist vs. LOUISVILLE, 12-31-11

**On the Road:** 17, Terrence Jones at Wash., 11-23-10

**SEC Road:** 15, Julius Randle at South Carolina, 3-1-14

**Ranked Opp.:** 19, M. Kidd-Gilchrist vs. LOUISVILLE, 12-31-11

**Freshman:** 19, M. Kidd-Gilchrist vs. LOUISVILLE, 12-31-11

**Sophomore:** 13, D. Johnson vs. GRAND CANYON, 11-14-14

**Junior:** 18, Patrick Patterson vs. RIDER, 11-21-09

**Senior:** 14, Josh Harrellson at Arkansas, 2-23-11

**Opener:** 16, Julius Randle vs. UNC ASHEVILLE, 11-8-13

**SEC Opener:** 12, W. Cauley-Stein vs. OLE MISS, 1-6-15

*\*\*In some cases, the most recent occurrence is listed*

## MOST OFFENSIVE REBOUNDS

Rebs	Player vs. Opponent	Date
9	W. Cauley-Stein vs. ARKANSAS	2-27-14
9	DeMarcus Cousins vs. OLE MISS	2-2-10
9	Patrick Patterson vs. RIDER	11-21-09
8	Bam Adebayo vs. UT MARTIN	11-25-16
8	D. Johnson vs. GRAND CANYON	11-14-14
8	D. Cousins vs. VANDERBILT	1-30-10
8	Patrick Patterson at Indiana	12-12-09
8	D. Cousins vs. S. HOUSTON ST.	11-19-09

## MOST DEFENSIVE REBOUNDS

Rebs	Player vs. Opponent	Date
15	Terrence Jones vs. Notre Dame	12-8-10
14	DeMarcus Cousins vs. LOUISVILLE	1-2-10
13	Anthony Davis vs. LSU	3-9-12
13	M. Kidd-Gilchrist vs. LOUISVILLE	12-31-11
13	Anthony Davis vs. CHATT.	12-17-11
13	Terrence Jones vs. Washington	11-23-10
12	Karl-Anthony Towns vs. GEORGIA	2-3-15
12	Julius Randle vs. Kansas State	3-21-14
12	Anthony Davis vs. Kansas	4-2-12
12	Anthony Davis vs. Louisville	3-31-12
12	A. Davis vs. ARK-LITTLE ROCK	1-3-12

## MOST ASSISTS

Asssts.	Player vs. Opponent	Date
16	John Wall vs. HARTFORD	12-29-09
14	Tyler Ulis vs. LSU	3-5-16
14	John Wall vs. UNC Asheville	11-30-09
12	De'Aaron Fox vs. SFA	11-11-16
12	Tyler Ulis at South Carolina	2-13-16
11	Isaiah Briscoe at Ole Miss	12-29-16
11	De'Aaron Fox vs. CLEVELAND ST.	11-23-16
11	Tyler Ulis at Florida	3-1-16
11	Tyler Ulis at Texas A&M	2-20-16
11	Tyler Ulis vs. FLORIDA	2-6-16
11	John Wall vs. E. Tenn. State	3-18-10
11	John Wall vs. RIDER	11-21-09

**Active:** 12, De'Aaron Fox vs. SFA, 11-11-16

**SEC:** 14, Tyler Ulis vs. LSU, 3-5-16

**Postseason:** 11, J. Wall vs. E. Tennessee State, 3-18-10

**SEC Turnout:** 9, Andrew Harrison vs. Georgia, 3-15-14

**NCAA Turnout:** 11, J. Wall vs. E. Tennessee St., 3-18-10

**Rupp Arena:** 16, John Wall vs. HARTFORD, 12-29-09

**On the Road:** 12, Tyler Ulis, at South Carolina, 2-13-16

**SEC Road:** 12, Tyler Ulis, at South Carolina, 2-13-16

**Ranked Opp.:** 12, Tyler Ulis, at South Carolina, 2-13-16

**Freshman:** 16, John Wall vs. HARTFORD, 12-29-09

**Sophomore:** 14, Tyler Ulis vs. LSU, 3-5-16

**Junior:** 9, DeAndre Liggins vs. WINTHROP, 12-22-10

**Senior:** 10, Julius Mays vs. LAFAYETTE, 11-16-12

**Opener:** 12, De'Aaron Fox vs. SFA, 11-11-16

**SEC Opener:** 11, Isaiah Briscoe at Ole Miss, 12-29-16

*\*\*In some cases, the most recent occurrence is listed*

## MOST POINTS-REBOUNDS-ASSISTS

P-R-A	Player vs. Opponent	Date
49 (47-0-2)	Malik Monk vs. UNC	12-17-16
47 (27-17-3)	T. Jones vs. Notre Dame	12-8-10
45 (29-13-3)	T. Jones vs. Oklahoma	11-22-10
45 (27-18-0)	D. Cousins vs. S. HOUSTON	11-19-09
44 (24-19-1)	M. Kidd-Gilchrist vs. LOUISVILLE	12-31-11
43 (33-9-2)	Jamal Murray at Vanderbilt	2-27-16
43 (35-0-8)	Terrence Jones vs. AUBURN	1-11-11
42 (35-6-1)	Jamal Murray vs. FLORIDA	2-6-16
41 (34-6-1)	Malik Monk at Ole Miss	12-29-16
41 (26-10-5)	J. Young vs. MISSISSIPPI STATE	1-8-14
41 (27-13-1)	J. Randle vs. Michigan State	11-12-13
41 (27-14-0)	A. Davis vs. ARKANSAS	1-17-12
40 (19-11-10)	Isaiah Briscoe at Ole Miss	12-29-16
40 (23-16-1)	J. Randle vs. UNC ASHEVILLE	11-8-13
40 (22-9-9)	A. Goodwin vs. LIU-BROOK	11-23-12

## MOST MINUTES WITHOUT A TURNOVER

Mins.	Player vs. Opponent	Date
44	Darius Miller at Arkansas	2-23-11
41	Aaron Harrison vs. LSU	2-22-14
40	Tyler Ulis vs. Duke	11-17-15
40	Aaron Harrison vs. OLE MISS	1-6-15
40	Alex Poythress vs. MISSOURI	2-23-13
39	Nerlens Noel vs. TEXAS A&M	1-12-13
39	Ryan Harrow at Louisville	12-29-12
39	Anthony Davis vs. ALABAMA	1-21-12
39	M. Kidd-Gilchrist vs. LOUISVILLE	12-31-11
38	Aaron Harrison at LSU	1-28-14
38	P. Patterson vs. Mississippi State	3-14-10

## MOST BLOCKED SHOTS

Blks.	Player vs. Opponent	Date
12	Nerlens Noel at Ole Miss	1-29-13
9	W. Cauley-Stein vs. BOISE STATE	12-10-13
9	Willie Cauley-Stein vs. Providence	12-1-13
8	Nerlens Noel at Alabama	1-22-13
8	Anthony Davis at South Carolina	2-4-12
8	Anthony Davis vs. ST. JOHN'S	12-1-11
7	K. Towns vs. VANDERBILT	1-20-15
7	W. Cauley-Stein vs. E. MICHIGAN	11-27-13
7	Willie Cauley-Stein vs. MISSOURI	2-23-13
7	Nerlens Noel at Auburn	1-19-13
7	Nerlens Noel vs. TEXAS A&M	1-12-13
7	Nerlens Noel vs. LIPSCOMB	12-15-12
7	Nerlens Noel vs. PORTLAND	12-8-12
7	A. Davis vs. Western Kentucky	3-15-12
7	Anthony Davis at Vanderbilt	2-11-12
7	Anthony Davis vs. TENNESSEE	1-31-12
7	Anthony Davis vs. ARKANSAS	1-17-12
7	A. Davis vs. SOUTH CAROLINA	1-7-12
7	Anthony Davis vs. Kansas	11-15-11

**Active:** 4, Bam Adebayo vs. UCLA, 11-3-16

**SEC:** 12, Nerlens Noel at Ole Miss, 1-29-13

**Postseason:** 7, A. Davis vs. Western Kentucky, 3-15-12

**SEC Turnout:** 6, Anthony Davis vs. LSU, 3-11-12

**NCAA Turnout:** 7, A. Davis vs. Western Kent., 3-15-12

## CALIPARI ERA TEAM SINGLE GAME RECORDS

## MOST POINTS

Pts.(Score)	Opp.	Date
115 (115-69)	vs. Arizona State	11-28-16
111 (111-76)	UT MARTIN	11-25-16
110 (110-75)	AUBURN	2-21-15
108 (108-58)	MARIST	11-11-11
105 (105-76)	UT ARLINGTON	11-19-13
104 (104-75)	LIU BROOKLYN	11-23-12
104 (104-61)	HARTFORD	12-29-09
103 (103-100)	vs. North Carolina	12-17-16
102 (102-90)	vs. Indiana	3-23-12
102 (102-92)	SAM HOUSTON ST.	11-19-09
101 (101-70)	CLEVELAND STATE	11-23-16
101 (101-49)	LAFAYETTE	11-16-12
101 (101-70)	ARKANSAS	1-23-10

## MOST POINTS IN A LOSS

Pts.(Score)	Opp.	Date
92 (97-92)	UCLA	12-3-16
85 (85-87)	at Arkansas	1-14-14
84 (90-84)	at Kansas	1-30-16
82 (82-87)	at LSU	1-28-14
77 (79-77)	at Texas A&M	2-20-16
77 (87-77)	at UCLA	12-3-15
77 (77-82)	at North Carolina	12-14-13
77 (77-80)	at Louisville	12-19-12
76 (76-77)	at Arkansas	2-23-11
74 (74-78)	vs. Michigan State	11-12-13

## MOST POINTS IN A WIN OVER A RANKED TEAM

Pts.(Score)	Opp.	Date
103 (103-100)	vs. North Carolina	12-17-16
102 (102-90)	vs. Indiana	3-23-12
87 (87-74)	at Ole Miss	1-29-13
85 (85-75)	OLE MISS	2-2-10
85 (85-72)	VANDERBILT	1-30-10
84 (84-67)	ARKANSAS	2-28-15
84 (84-70)	NORTH CAROLINA	12-13-14
82 (82-77)	vs. Texas A&M	3-13-16
82 (82-70)	vs. Baylor	3-25-12
78 (78-39)	vs. West Virginia	3-26-15
78 (78-63)	vs. Arkansas	3-15-15
78 (78-76)	vs. Wichita State	3-23-14
78 (78-58)	FLORIDA	2-7-12
78 (78-63)	at Louisville	12-31-10

## MOST PTS. AT NEUTRAL SITE

Pts.(Score)	Opp.	Date
115 (115-69)	vs. Arizona State	11-28-16
103 (103-100)	vs. North Carolina	12-17-16
102 (102-90)	vs. Indiana	3-23-12
100 (100-71)	vs. East Tennessee St.	3-18-10
96 (96-73)	vs. Hofstra	12-11-16
94 (94-57)	vs. UNC Asheville	11-30-09
93 (93-80)	vs. Georgia	3-12-16
91 (91-67)	vs. Auburn	3-14-15
90 (90-60)	vs. Wake Forest	3-20-10
87 (87-71)	vs. Iowa State	3-17-12

## MOST PTS. IN NCAA TOURNEY

Pts.(Score)	Opp.	Date
102 (102-90)	vs. Indiana	3-23-12
100 (100-71)	vs. East Tennessee St.	3-18-10
90 (90-60)	vs. Wake Forest	3-20-10
87 (87-71)	vs. Iowa State	3-17-12
85 (85-57)	vs. Stony Brook	3-17-16
82 (82-70)	vs. Baylor	3-25-12
81 (81-66)	vs. Western Kentucky	3-15-12
79 (79-56)	vs. Hampton	3-19-15
78 (78-39)	vs. West Virginia	3-26-15
78 (78-76)	vs. Wichita St.	3-23-14

## MOST PTS. IN SEC TOURNEY

Pts.(Score)	Opp.	Date
93 (93-80)	vs. Georgia	3-12-16
91 (91-67)	vs. Auburn	3-14-15
85 (85-59)	vs. Alabama	3-11-16
85 (85-67)	vs. LSU	3-14-14
82 (82-77)	vs. Texas A&M	3-13-16
78 (78-63)	vs. Arkansas	3-15-15
75 (75-66)	vs. Ole Miss	3-11-11
75 (75-74)	vs. Miss. State	3-14-10
74 (74-71)	vs. Florida	3-10-12
74 (74-45)	vs. Tennessee	3-13-10

## MOST PTS. IN RUPP ARENA WIN

Pts.(Score)	Opp.	Date
111 (111-76)	UT MARTIN	11-25-16
110 (110-75)	AUBURN	2-21-15
108 (108-58)	MARIST	11-11-11
105 (105-76)	UT ARLINGTON	11-19-13
104 (104-75)	LIU BROOKLYN	11-23-12
104 (104-61)	HARTFORD	12-29-09
102 (102-92)	SAM HOUSTON ST.	11-19-09
101 (101-70)	CLEVELAND STATE	11-23-16
101 (101-49)	LAFAYETTE	11-16-12
101 (101-70)	ARKANSAS	1-23-10

## MOST PTS. IN ROAD GAME WIN

Pts.(Score)	Opp.	Date
99 (99-76)	at Ole Miss	12-29-16
90 (90-73)	at Indiana	12-12-09
89 (89-62)	at South Carolina	2-13-16
89 (89-77)	at Florida	1-12-10
88 (88-79)	at Florida	3-1-16
87 (87-74)	at Ole Miss	1-29-13
86 (86-52)	at South Carolina	2-4-12
84 (84-70)	at Ole Miss	2-18-14
84 (84-79)	at Missouri	2-1-14
81 (81-75)	at Mississippi State	2-16-10
81 (81-55)	at LSU	2-6-10

## MOST POINTS IN A HALF

Pts.	Opp.	Date
63 <sup>2</sup>	UT ARLINGTON	11-19-13
63 <sup>2</sup>	MARIST	11-11-11
60 <sup>1</sup>	at Ole Miss	12-29-16
58 <sup>2</sup>	vs. Arizona State	11-28-16
58 <sup>2</sup>	UT MARTIN	11-25-16
58 <sup>2</sup>	AUBURN	2-21-15
57 <sup>2</sup>	vs. Arizona State	11-28-16
57 <sup>1</sup>	ARKANSAS	1-23-10
57 <sup>1</sup>	HARTFORD	12-29-09
56 <sup>1</sup>	vs. North Carolina	12-17-16
56 <sup>1</sup>	CLEVELAND STATE	11-23-16
56 <sup>1</sup>	DREXEL	12-21-09

<sup>1</sup> - First Half; <sup>2</sup> - Second Half

## FEWEST POINTS

Pts.(Score)	Opp.	Date
48 (48-64)	vs. Vanderbilt	3-15-13
50 (50-64)	at Notre Dame	11-29-12
52 (52-69)	at Florida	2-12-13
54 (54-60)	vs. UConn	4-7-14
55 (55-48)	ALABAMA	3-4-14
55 (55-59)	at Alabama	1-22-13
55 (55-64)	BAYLOR	12-1-12
55 (55-56)	vs. UConn	4-2-11
56 (56-49)	vs. Kansas State	3-21-14
56 (56-46)	COLUMBIA	12-10-14

## FEWEST POINTS IN A WIN

Pts.(Score)	Opp.	Date
55 (55-48)	ALABAMA	3-4-14
56 (56-49)	vs. Kansas State	3-21-14
56 (56-46)	COLUMBIA	12-10-14
57 (57-44)	at Georgia	1-24-12
58 (58-50)	at Louisville	12-27-14
58 (58-38)	PROVIDENCE	11-30-14
58 (58-43)	at South Carolina	1-24-14
58 (58-56)	at Vanderbilt	2-20-10
59 (59-57)	vs. Princeton	3-1-11
60 (60-58)	at Vanderbilt	1-10-13
60 (60-51)	vs. LSU	3-9-12

## FEWEST PTS. AT NEUTRAL SITE

Pts.(Score)	Opp.	Date
48 (48-64)	vs. Vanderbilt	3-15-13
54 (54-60)	vs. UConn	4-7-14
55 (55-56)	vs. UConn	4-2-11
56 (56-49)	vs. Kansas State	3-21-14
59 (59-57)	vs. Princeton	3-17-11
60 (60-61)	vs. Florida	3-16-14
60 (60-51)	vs. LSU	3-9-12
62 (62-67)	vs. Baylor	12-6-13
62 (62-60)	vs. Ohio State	3-25-11
62 (62-45)	vs. Cornell	3-25-10
62 (62-52)	vs. Old Dominion	11-20-11

## FEWEST POINTS IN NCAA TOURNEY

Pts.(Score)	Opp.	Date
54 (54-60)	vs. UConn	4-7-14
55 (55-56)	vs. UConn	4-2-11
56 (56-49)	vs. Kansas State	3-21-14
59 (59-57)	vs. Princeton	3-17-11
62 (62-60)	vs. Ohio State	3-25-11
62 (62-45)	vs. Cornell	3-25-10
64 (64-71)	vs. Wisconsin	4-4-15
64 (64-51)	vs. Cincinnati	3-21-15
66 (66-73)	vs. West Virginia	3-27-10
67 (67-73)	vs. Indiana	3-19-16
67 (67-59)	vs. Kansas	4-2-12

## FEWEST PTS. IN SEC TOURNEY

Pts.(Score)	Opp.	Date
48 (48-64)	vs. Vanderbilt	3-15-13
60 (60-61)	vs. Florida	3-16-14
60 (60-51)	vs. LSU	3-9-12
64 (64-49)	vs. Florida	3-13-15
64 (64-71)	vs. Vanderbilt	3-11-12
70 (70-58)	vs. Georgia	3-15-14
70 (70-54)	vs. Florida	3-13-11
72 (72-58)	vs. Alabama	3-12-11
74 (74-71)	vs. Florida	3-10-12
74 (74-45)	vs. Tennessee	3-13-10

## FEWEST PTS. IN RUPP ARENA

Pts.(Score)	Opp.	Date
55 (55-64)	BAYLOR	12-1-12
56 (56-46)	COLUMBIA	12-10-14

58 (58-38)	PROVIDENCE	11-30-14
61 (61-57)	FLORIDA	3-9-13

## FEWEST PTS. IN ROAD GAME

Pts.(Score)	Opp.	Date
50 (50-64)	at Notre Dame	11-29-12
52 (52-69)	at Florida	2-12-13
55 (55-48)	at Alabama	3-4-14
55 (55-59)	at Alabama	1-22-13
57 (57-59)	at Robert Morris	3-19-13
57 (57-44)	at Georgia	1-24-12
58 (58-50)	at Louisville	12-27-14
58 (58-43)	at South Carolina	1-24-14
58 (58-88)	at Tennessee	2-16-13
58 (58-56)	at Vanderbilt	2-20-10

## FEWEST POINTS IN A HALF

Pts.	Opp.	Date
19 <sup>2</sup>	at Georgia	1-24-12
21 <sup>1</sup>	vs. UConn	4-2-11
22 <sup>1</sup>	at Louisville	12-27-14
22 <sup>1</sup>	at Alabama	1-22-13
22 <sup>1</sup>	at Tennessee	3-6-11
23 <sup>1</sup>	COLUMBIA	12-10-14
23 <sup>2</sup>	vs. UConn	4-7-14
23 <sup>1</sup>	vs. Vanderbilt	3-15-13
23 <sup>2</sup>	vs. Maryland	11-9-12
23 <sup>1</sup>	vs. UConn	12-9-09

<sup>1</sup> - First Half; <sup>2</sup> - Second Half

## MOST FIELD GOALS

Fgs.	Opp.	Date
46	MARIST	11-11-11
44	vs. Arizona State	11-28-16
44	AUBURN	2-21-15
42	LIU-BROOKLYN	11-23-12
41	UT MARTIN	11-25-16
41	HARTFORD	12-29-09
40	vs. North Carolina	12-17-16
40	LAFAYETTE	11-16-12
38	CLEVELAND STATE	11-23-16
38	LSU	3-5-16
38	vs. Wake Forest	3-20-10

## FEWEST FIELD GOALS

Fgs.	Opp.	Date
14	at South Carolina	3-1-14
16	ALABAMA	3-4-14
17	LOUISVILLE	12-31-11
17	at Auburn	2-12-14
18	vs. LSU	3-9-12
18	vs. Vanderbilt	3-15-13
18	vs. Florida	3-16-14
18	vs. UConn	4-7-14
18	at Texas A&M	1-10-15
18	at South Carolina	1-24-15

## MOST FIELD-GOAL ATTEMPTS

Fgs.	Opp.	Date
84	vs. Arizona State	11-28-16
80	UCLA	12-3-16
77	ARKANSAS	1-23-10
76	ARKANSAS	2-27-14
75	MARIST	11-11-11
74	at Ole Miss	12-29-16
74	vs. North Carolina	12-17-16
73	UT MARTIN	11-25-16
73	CLEVELAND STATE	11-23-16
73	at LSU	1-28-14

## FEWEST FIELD-GOAL ATTEMPTS

Fgs.	Opp.	Date
39	at South Carolina	1-24-15
40	at Robert Morris	3-19-13
41	ALABAMA	1-31-15
42	TENNESSEE	1-31-12
42	FLORIDA	2-15-14
42	vs. Providence	12-1-13
42	vs. LSU	3-9-12
42	vs. Cleveland State	11-24-09

## MOST FREE THROWS

Fts.	Opp.	Date
35	vs. Indiana	3-23-12
33	at South Carolina	3-1-14
32	LOUISVILLE	12-31-11
31	MOREHEAD STATE	11-21-12
31	INDIANA	12-11-10
30	vs. Auburn	3-14-15
30	UNC ASHEVILLE	11-8-13
30	vs. Baylor	3-25-12
29	ILLINOIS STATE	11-30-15
29	at North Carolina	12-14-13

## FEWEST FREE THROWS

Fts.	Opp.	Date
4	vs. UConn	4-2-11
4	VANDERBILT	1-23-16
6	vs. Michigan	3-30-14
6	at Florida	2-12-13
6	at Alabama	1-22-13
6	vs. Princeton	3-17-11
7	at LSU	2-10-15

7	vs. UCLA	12-20-14
7	at Florida	3-4-12
7	at Georgia	1-24-12
7	vs. Wake Forest	3-20-10

## MOST FREE-THROW ATTEMPTS

Fts.	Opp.	Date
48	UNC ASHEVILLE	11-8-13
46	ILLINOIS STATE	11-30-15
44	vs. Baylor	3-25-12
44	INDIANA	12-11-10
43	at North Carolina	12-14-13
43	LOUISVILLE	12-31-11
42	at South Carolina	3-1-14
41	vs. LSU	3-14-14
41	MOREHEAD STATE	11-21-12

## FEWEST FREE-THROW ATTEMPTS

Fts.	Opp.	Date
6	VANDERBILT	1-23-16
10	vs. Wisconsin	4-4-15
11	at LSU	2-10-15
11	vs. Michigan	3-30-14
11	MISSISSIPPI STATE	2-27-13
11	at Florida	2-12-13
11	at Alabama	1-22-13
11	at Florida	3-4-12
11	GEORGIA	3-1-12
11	FLORIDA	2-7-12
11	vs. Princeton	3-17-11





## CALIPARI ERA TEAM SINGLE GAME RECORDS

## MOST OFFENSIVE REBOUNDS

Rebs.	Opp.	Date
26	ARKANSAS	2-27-14
24	GRAND CANYON	11-14-14
24	vs. West Virginia	3-27-10
22	NJIT	11-14-15
22	at Auburn	2-2-14
22	ARKANSAS	1-23-10
21	VALPARAISO	12-7-16
21	COLUMBIA	12-10-14
21	at South Carolina	3-1-14
21	BAYLOR	12-1-12
21	at Indiana	12-12-09

## FEWEST OFFENSIVE REBOUNDS

Rebs.	Opp.	Date
3	at South Carolina	1-24-14
5	GEORGIA	2-3-15
5	ALABAMA	1-31-15
5	MISSISSIPPI STATE	2-15-11
5	GEORGIA	1-29-11

## MOST DEFENSIVE REBOUNDS

Rebs.	Opp.	Date
39	vs. Arizona State	11-28-16
39	ROBERT MORRIS	11-17-13
39	EASTERN MICHIGAN	1-2-13
38	vs. Hampton	3-19-15
38	EASTERN KENTUCKY	12-7-14
38	vs. Cleveland State	11-24-09
37	at Texas A&M	1-10-15
37	LOUISVILLE	12-31-11
37	ARKANSAS	1-23-10
36	at Florida	3-1-16
36	RADFORD	11-23-11
36	MARIST	11-11-11

## FEWEST DEFENSIVE REBOUNDS

Rebs.	Opp.	Date
9	at Tennessee	2-16-13
13	NORTH CAROLINA	12-13-14
15	vs. Baylor	12-6-13
15	at Alabama	1-18-11
16	vs. Wisconsin	4-4-15
16	ALABAMA	1-31-15
16	TEXAS A&M	1-12-13
16	at Auburn	1-11-12
16	vs. UConn	11-24-10

## MOST ASSISTS

Assts.	Opp.	Date
33	vs. Arizona State	11-28-16
30	HARTFORD	12-29-09
28	LIU-BROOKLYN	11-23-12
28	vs. UNC Asheville	11-30-09
25	CLEVELAND STATE	11-23-16
25	AUBURN	2-21-15
25	vs. UCLA	12-20-14
24	at Ole Miss	12-29-16
24	UT MARTIN	11-25-16
24	BOSTON	11-21-14
24	MARIST	11-11-11
24	vs. East Tennessee State	3-18-10

## FEWEST ASSISTS

Assts.	Opp.	Date
5	LSU	2-22-14
6	VANDERBILT	3-1-11
7	vs. Wisconsin	4-4-15
7	vs. Florida	3-13-15
7	ARKANSAS	2-27-14
7	at Auburn	2-12-14
7	BOISE STATE	12-10-13
7	vs. Vanderbilt	3-15-13
7	VANDERBILT	2-20-13
7	at Tennessee	1-14-12
7	vs. Washington	11-23-10

## MOST TURNOVERS

TOs.	Opp.	Date
24	MOREHEAD STATE	11-13-09
23	SAM HOUSTON STATE	11-19-09
21	LOUISVILLE	12-31-11
21	vs. Old Dominion	11-20-11
21	NORTH CAROLINA	12-5-09
20	EASTERN MICHIGAN	11-27-13
20	ALBANY	11-13-15
20	vs. Cleveland State	11-24-09

## FEWEST TURNOVERS

TOs.	Opp.	Date
3	at Georgia	3-3-15
3	at South Carolina	2-4-12
4	ALABAMA	2-23-16
4	COLUMBIA	12-10-14
4	vs. Wisconsin	4-5-14
4	PORTLAND	11-26-11
5	vs. Georgia	3-12-16
5	at Vanderbilt	2-27-16
5	ALABAMA	1-31-15

## MOST BLOCKS

Blks.	Opp.	Date
18	ST. JOHN'S	12-1-11
15	vs. Stony Brook	3-17-16
14	at Georgia	3-3-10
13	vs. UCLA	12-20-14
13	at Ole Miss	1-29-13
13	ARKANSAS	1-17-12
13	vs. Kansas	11-15-11
13	MARIST	11-11-11

## FEWEST BLOCKS

Blks.	Opp.	Date
1	vs. Alabama	3-11-16
1	at LSU	1-5-16
1	WRIGHT STATE	11-20-15
1	ALABAMA	1-31-15
1	at Missouri	1-29-15
1	vs. Wisconsin	4-5-14
1	at Florida	3-8-14

## MOST STEALS

Stls.	Opp.	Date
15	LAFAYETTE	11-16-12
13	OLE MISS	1-2-16
13	vs. UConn	12-9-09
12	STEPHEN F. AUSTIN	11-11-16
12	BOSTON	11-24-15
12	NORTH CAROLINA	12-13-14
12	PROVIDENCE	11-30-14
12	LIPSCOMB	12-15-12
12	PORTLAND	11-26-11
12	vs. Cornell	3-25-10
12	GEORGIA	1-9-10
12	vs. UNC Asheville	11-30-09

## FEWEST STEALS

Stls.	Opp.	Date
0	vs. Baylor	12-6-13
1	vs. Michigan State	11-12-13
1	at Robert Morris	3-19-13
1	vs. West Virginia	3-19-11
1	FLORIDA	2-26-11

## MOST PERSONAL FOULS

Fls.	Opp.	Date
33	at Kansas	1-30-16
31	at Arkansas	1-14-14
31	at North Carolina	12-14-13
29	at South Carolina	3-1-14
28	VANDERBILT	1-30-10
27	vs. Hofstra	12-11-16
27	at Florida	3-1-16
27	at UCLA	12-3-15
27	vs. West Virginia	3-27-10

## FEWEST PERSONAL FOULS

Fls.	Opp.	Date
7	HARTFORD	12-29-09
8	MONTANA STATE	11-23-14
8	LAFAYETTE	11-16-12
8	vs. Florida	3-10-12
8	vs. Princeton	3-17-11
8	WINTHROP	12-22-10
8	DREXEL	12-21-09
8	vs. UNC Asheville	11-30-09

## HIGHEST FIELD-GOAL PCT.

Pct.	Opp.	Date
.677	LIU-BROOKLYN	11-23-12
.647	AUBURN	2-21-15
.645	LAFAYETTE	11-16-12
.643	vs. Providence	12-1-13
.614	SOUTH CAROLINA	2-5-13
.613	MARIST	11-11-11
.603	vs. Wake Forest	3-20-10
.603	HARTFORD	12-29-09
.600	SAM HOUSTON STATE	11-19-09
.593	BOSTON	11-30-10

## LOWEST FIELD-GOAL PCT.

Pct.	Opp.	Date
.269	at South Carolina	3-1-14
.281	at Texas A&M	1-10-15
.296	BAYLOR	12-1-12
.298	LOUISVILLE	12-31-11
.309	at Auburn	2-12-14
.327	ALABAMA	3-4-14
.339	vs. UConn	4-2-11
.342	ARKANSAS	2-27-14
.343	vs. West Virginia	3-27-10
.346	vs. Vanderbilt	3-15-13

## HIGHEST FREE-THROW PCT.

Pct.	Opp.	Date
1.000	FLORIDA	2-7-12
1.000	AUSTIN PEAY	12-19-09
.958	TENNESSEE	1-18-14
.955	at Florida	2-7-15
.946	vs. Indiana	3-23-12
.923	at Mississippi State	2-25-15
.900	vs. Wisconsin	4-4-15
.900	at Ole Miss	2-18-14

.895	DREXEL	12-21-09
.889	at Alabama	1-17-15
.889	TENNESSEE	1-31-12

## LOWEST FREE-THROW PCT.

Pct.	Opp.	Date
.333	vs. UConn	4-2-11
.391	EAST TENNESSEE ST.	11-12-10
.412	vs. Wake Forest	3-20-10
.435	at Vanderbilt	2-27-16
.471	PROVIDENCE	11-30-14
.478	at Louisville	12-29-12
.500	OLE MISS	1-2-16
.500	BOSTON	11-24-15
.500	vs. Georgia	3-15-14
.500	vs. Vanderbilt	3-15-13
.500	vs. Oklahoma	11-22-10

## HIGHEST 3-POINT PERCENTAGE

Pct.	Opp.	Date
.700	at Florida	3-1-16
.692	DREXEL	12-21-09
.667	AUSTIN PEAY	12-19-09
.636	vs. Michigan	3-30-14
.625	BOSTON	11-30-10
.600	FLORIDA	2-6-16
.600	FLORIDA	2-7-12
.591	vs. Alabama	3-11-16
.583	vs. Arkansas	3-15-15
.583	at Florida	2-5-11

## LOWEST 3-POINT PERCENTAGE

Pct.	Opp.	Date
.077	vs. Alabama	3-12-10
.083	TEXAS	12-5-14
.091	at Tennessee	2-27-10
.100	TENNESSEE	1-31-12
.118	COLUMBIA	12-10-14
.125	vs. LSU	3-9-12
.125	vs. West Virginia	3-27-10
.125	vs. Cornell	3-25-10
.143	GEORGIA	1-9-10
.143	LOUISVILLE	1-2-10

## HIGHEST REBOUND MARGIN

Mg.	Opp.	Date
+31	NJIT	11-14-15
+30	GRAND CANYON	11-14-14
+28	NORTHERN KY.	11-10-13
+27	vs. Little Rock	1-3-12
+26	vs. Arizona State	11-28-16
+26	LOUISVILLE	12-31-11
+25	EASTERN KENTUCKY	12-9-15
+25	EASTERN MICHIGAN	1-2-13
+25	at Indiana	12-12-09
+24	SOUTH CAROLINA	2-14-15
+23	ROBERT MORRIS	11-17-13
+23	DREXEL	12-21-09

## LOWEST REBOUND MARGIN

Mg.	Opp.	Date
-18	at Tennessee	2-16-13
-16	vs. Baylor	12-6-13
-16	vs. Maryland	11-9-12
-15	TENNESSEE	1-18-14
-14	at LSU	1-5-16
-12	vs. Wisconsin	4-4-15
-12	GEORGIA	2-3-15
-12	at South Carolina	1-24-14
-12	vs. Alabama	3-12-10
-11	at Kansas	1-30-16
-11	TEXAS	12-5-14

## VICTORY MARGINS

Margin (Score)	Opponent	Date
+58 (86-28)	MONTANA STATE	11-13-14
+52 (101-49)	LAFAYETTE	11-16-12
+50 (108-58)	MARIST	11-11-11
+49 (86-37)	MISSOURI	1-13-15
+48 (92-44)	UT ARLINGTON	11-25-14
+48 (88-40)	RADFORD	11-23-11
+46 (115-69)	vs. Arizona State	11-28-16
+44 (88-44)	DREXEL	12-21-09
+42 (100-58)	TEXAS A&M	1-3-17
+43 (104-61)	HARTFORD	12-29-09
+40 (85-45)	GRAND CANYON	11-14-14
+39 (78-39)	vs. West Virginia	3-26-15
+39 (83-44)	vs. UCLA	12-20-14

## VICTORY MARGIN IN RUPP ARENA

Margin (Score)	Opponent	Date
+58 (86-28)	MONTANA STATE	11-13-14
+52 (101-49)	LAFAYETTE	11-16-12
+50 (108-58)	MARIST	11-11-11
+49 (86-37)	MISSOURI	1-13-15
+48 (92-44)	UT ARLINGTON	11-25-14
+48 (88-40)	RADFORD	11-23-11
+44 (88-44)	DREXEL	12-21-09

+43 (104-61)	HARTFORD	12-29-09
+42 (100-58)	TEXAS A&M	1-3-17
+40 (85-45)	GRAND CANYON	11-14-14
+38 (87-49)	ROBERT MORRIS	11-17-13
+38 (88-50)	LIPSCOMB	12-15-12
+38 (82-44)	LSU	1-15-11

## VICTORY MARGIN IN SEC PLAY

Margin (Score)	Opponent	Date
+49 (86-37)	MISSOURI	1-13-15
+42 (100-58)	TEXAS A&M	1-3-17
+38 (82-44)	LSU	1-15-11
+35 (110-75)	AUBURN	2-21-15
+34 (82-48)	GEORGIA	2-9-16
+34 (88-54)	MISSOURI	1-27-16
+34 (77-43)	SOUTH CAROLINA	2-14-15
+34 (86-52)	at South Carolina	2-4-12
+31 (90-59)	SOUTH CAROLINA	2-19-11
+31 (101-70)	ARKANSAS	1-23-10
+30 (43-36)	MISSISSIPPI STATE	2-27-13
+30 (79-49)	GEORGIA	3-1-12

## VICTORY MARGIN ON THE ROAD

Margin (Score)	Opponent	Date
+34 (86-52)	at South Carolina	2-4-12
+31 (79-48)	at Portland	11-19-10
+27 (89-62)	at South Carolina	2-13-16
+26 (81-55)	at LSU	2-6-10
+24 (74-50)	at LSU	1-28-12
+23 (99-76)	at Ole Miss	12-29-16
+22 (70-48)	at Alabama	1-17-15
+22 (75-53)	at Auburn	1-19-13
+18 (74-56)	at Mississippi State	2-25-15
+18 (66-48)	at Tennessee	2-17-15
+17 (90-73)	at Indiana	12-12-09

## VICTORY MARGIN AT A NEUTRAL SITE

Margin (Score)	Opponent	Date
+46 (115-69)	vs. Arizona State	11-28-16
+39 (78-39)	vs. West Virginia	3-26-15
+39 (83-44)	vs. UCLA	12-20-14
+38 (85-47)	vs. Penn State	11-19-11
+32 (72-40)	vs. Kansas	11-18-14
+30 (90-60)	vs. Wake Forest	3-20-10
+29 (100-71)	vs. East Tennessee St.	3-18-10
+29 (74-45)	vs. Tennessee	3-13-10
+28 (85-57)	vs. Stony Brook	3-17-16
+26 (85-59)	vs. Alabama	3-11-16

## VICTORY MARGIN ON THE ROAD IN THE SEC





## De'Aaron FOX

O

Freshman • Guard • 6-3 • Houston  
Cypress Lakes • Undergraduate Studies

## BIO BLAST

- Three-time SEC Freshman of the Week (Nov. 21, Dec. 5 and Dec. 19)
- His 95 assists through 14 games are ahead of Tyler Ulis (77) through the same amount of games last season, when Ulis went on to set the single-season school record
- Scored a career-high 24 points to go along with 10 assists vs. North Carolina en route to his team-best fourth double-double
- Recorded just the second triple-double in program history with 14 points, 11 rebounds and 10 assists vs. Arizona State
- Leads the SEC in assists-per-game (6.8) and is eighth nationally in that category
- Has scored in double figures in 12 of 14 games
- Has led UK in assists in 10 of 14 games
- Made his first 21 free throws of the year, the second best start by a freshman in UK history
- Twelve assists vs. SFA set the UK record for dimes in an opener, as well as anyone's UK debut (with assist records dating back to the 1971-72 season)
- Preseason All-SEC First Team selection (AP/Coaches)
- Tapped to the preseason Bob Cousy Award and Naismith Trophy watch lists
- Named a preseason second-team All-American by the Sporting News

## SEASON AVERAGES

Games played	14
Minutes/game	30.1
Points/game	15.6
FG Pct	.43.9
3FG Pct	.13.8
FT Pct	.70.5
Rebounds/game	5.0
Assists/game	6.8
Turnovers/game	2.4
Assist/turnover ratio	2.8
Steals/game	1.9
Blocks/game	0.2

## SEASON HIGHS

Points	24, vs. North Carolina (12/17/16)
FG Made	9, vs. North Carolina (12/17/16)
FG Attempts	21, vs. North Carolina (12/17/16)
3FG Made	1, four times, last at Louisville (12/21/16)
3FG Attempts	4, vs. UCLA (12/03/16)
FT Made	9, vs. CANISIUS (11/13/16)
FT Attempts	10, at Louisville (12/21/16)
Rebounds	11, vs. Arizona St. (11/28/16)
Assists	12, vs. SFA (11/11/16)
Steals	3, four times, last at Ole Miss (12/29/16)
Blocks	1, three time, last vs. VALPO (12/07/16)
Minutes	35, vs. North Carolina (12/17/16)

## CAREER HIGHS

Points	24, vs. North Carolina (12/17/16)
FG Made	9, vs. North Carolina (12/17/16)
FG Attempts	21, vs. North Carolina (12/17/16)
3FG Made	1, four times, last at Louisville (12/21/16)
3FG Attempts	4, vs. UCLA (12/03/16)
FT Made	9, vs. CANISIUS (11/13/16)
FT Attempts	10, at Louisville (12/21/16)
Rebounds	11, vs. Arizona St. (11/28/16)
Assists	12, vs. SFA (11/11/16)
Steals	3, four times, last at Ole Miss (12/29/16)
Blocks	1, three time, last vs. VALPO (12/07/16)
Minutes	35, vs. North Carolina (12/17/16)

## GAME-BY-GAME

Opponent	Date	gs	min	Total		3-Pointers		Free throws		Rebounds				pf	a	t/o	blk	stl	pts	avg	
				fg-fga	pct	3fg-fga	pct	ft-fa	pct	off	def	tot	avg								
STEPHEN F. AUSTIN	11/11/16	*	30	3-9	.333	0-2	.000	6-6	1.000	2	2	4	4.0	3	12	3	0	3	12	12.0	
CANISIUS	11/13/16	*	33	6-13	.462	0-3	.000	9-9	1.000	1	3	4	4.0	1	3	2	0	0	21	16.5	
vs #13/13 Michigan State	11/15/16	*	29	3-10	.300	0-2	.000	6-6	1.000	0	4	4	4.0	2	6	3	1	1	12	15.0	
DUQUESNE	11/20/16	*	31	5-13	.385	1-2	.500	5-8	.625	1	6	7	4.8	2	6	1	0	3	16	15.3	
CLEVELAND STATE	11/23/16	*	33	6-15	.400	0-2	.000	4-7	.571	0	4	4	4.6	1	11	2	1	2	16	15.4	
UT-MARTIN	11/25/16	*	28	7-12	.583	0-3	.000	2-4	.500	1	5	6	4.8	2	5	4	0	3	16	15.5	
vs Arizona State	11/28/16	*	31	6-9	.667	1-1	1.000	1-2	.500	2	9	11	5.7	3	10	4	0	2	14	15.3	
#11/9 UCLA	12/03/16	*	34	8-20	.400	1-4	.250	3-5	.600	0	2	2	5.3	4	9	2	0	1	20	15.9	
VALPO	12/07/16	*	29	3-9	.333	0-1	.000	3-8	.375	1	6	7	5.4	1	5	1	1	2	9	15.1	
vs Hofstra	12/11/16	*	24	5-8	.625	0-1	.000	5-5	1.000	0	5	5	5.4	3	2	2	0	0	15	15.1	
vs #7/6 North Carolina	12/17/16	*	35	9-21	.429	0-2	.000	6-7	.857	0	4	4	5.3	1	10	2	0	2	24	15.9	
at #10/11 Louisville	12/21/16	*	34	7-15	.467	1-3	.333	6-10	.600	0	2	2	5.0	3	4	0	0	2	21	16.3	
at Ole Miss	12/29/16	*	23	3-10	.300	0-2	.000	1-3	.333	0	5	5	5.0	2	7	1	0	3	7	15.6	
TEXAS A&M	1/3/17	*	28	5-9	.556	0-1	.000	5-8	.625	1	4	5	5.0	0	6	3	0	2	15	15.6	
Totals			14	422	76-173	.439	4-29	.138	62-88	.705	9	61	70	5.0	28	95	34	3	26	218	15.6

## SUPERLATIVES

Season Stats		Career Stats	
10+ points	12	10+ points	12
20+ points	4	20+ points	4
3+ assists	13	3+ assists	13
3+ steals	4	3+ steals	4
10+ rebounds	1	10+ rebounds	1
Double-doubles	4	Double-doubles	4
Dunks	7	Dunks	7

## CAREER STATS

Year	GP-GS	Min-Avg	FG-FGA	Pct	3FG-FGA	Pct	FT-FTA	Pct	Off-Def-Tot-Avg	PF-FO	Ast	TO	Blk	Stl	Pts	Avg
2016-17	14-14	422-30.1	76-173	.439	4-29	.138	62-88	.705	9-61-70-5.0	28-0	95	34	3	26	218	15.6
TOTAL	14-14	422-30.1	76-173	.439	4-29	.138	62-88	.705	9-61-70-5.0	28-0	95	34	3	26	218	15.6



# SACHA KILLEYA-JONES

Freshman • Forward • 6-10 • Chapel Hill, N.C.  
Virginia Episcopal • Communication

# 1

## BIO BLAST

- Snared a career-high six rebounds while adding four points in a win over Arizona State
- Scored 12 points and hauled in four rebounds vs. UT Martin
- Grabbed three rebounds in his UK debut, and another four against Canisius
- One of five McDonald's All-Americans on the 2016-17 roster
- Posted 13 games with at least 20 points and 10 rebounds as a senior in high school
- Named the Virginia Player of the Year as a senior
- Youngest player on the 2016-17 roster
- Won a state title and two AAU national championships during his prep career
- An accomplished quarterback up until his sophomore season in which he gave up football to focus on basketball

## SEASON AVERAGES

Games played .....	12
Minutes/game .....	7.6
Points/game .....	3.2
FG Pct .....	.58.6
3FG Pct .....	
FT Pct .....	30.8
Rebounds/game .....	2.4
Assists/game .....	0.1
Turnovers/game .....	0.6
Assist/turnover ratio .....	0.1
Steals/game .....	0.1
Blocks/game .....	0.8

## SEASON HIGHS

Points .....	12, vs. UT MARTIN (11/25/16)
FG Made .....	6, vs. UT MARTIN (11/25/16)
FG Attempts .....	8, vs. UT MARTIN (11/25/16)
3FG Made .....	
3FG Attempts .....	
FT Made .....	3, vs. CLEVELAND ST. (11/23/16)
FT Attempts .....	5, vs. CLEVELAND ST. (11/23/16)
Rebounds .....	6, vs. Arizona St. (11/28/16)
Assists .....	1, vs. Arizona St. (11/28/16)
Steals .....	1, vs. Hofstra (12/11/16)
Blocks .....	2, three times, last vs. Hofstra (12/11/16)
Minutes .....	13, twice, last vs. UT MARTIN (11/25/16)

## CAREER HIGHS

Points .....	12, vs. UT MARTIN (11/25/16)
FG Made .....	6, vs. UT MARTIN (11/25/16)
FG Attempts .....	8, vs. UT MARTIN (11/25/16)
3FG Made .....	
3FG Attempts .....	
FT Made .....	3, vs. CLEVELAND ST. (11/23/16)
FT Attempts .....	5, vs. CLEVELAND ST. (11/23/16)
Rebounds .....	6, vs. Arizona St. (11/28/16)
Assists .....	1, vs. Arizona St. (11/28/16)
Steals .....	1, vs. Hofstra (12/11/16)
Blocks .....	2, three times, last vs. Hofstra (12/11/16)
Minutes .....	13, twice, last vs. UT MARTIN (11/25/16)

## GAME-BY-GAME

Opponent	Date	gs	min	Total		3-Pointers		Free throws		Rebounds										
				fg-fga	pct	3fg-fga	pct	ft-fa	pct	off	def	tot	avg	pf	a	t/o	blk	stl	pts	avg
STEPHEN F. AUSTIN	11/11/16	9	0-1	.000	0-0	.000	0-0	.000	1	2	3	3.0	0	0	2	1	0	0	0.0	
CANISIUS	11/13/16	7	1-1	1.000	0-0	.000	1-4	.250	1	3	4	3.5	1	0	0	1	0	3	1.5	
vs #13/13 Michigan State	11/15/16	4	0-1	.000	0-0	.000	0-2	.000	0	0	0	2.3	1	0	1	0	0	1.0		
DUQUESNE	11/20/16	13	3-5	.600	0-0	.000	0-0	.000	1	2	3	2.5	2	0	0	2	0	6	2.3	
CLEVELAND STATE	11/23/16	11	1-2	.500	0-0	.000	3-5	.600	0	2	2	2.4	0	0	0	1	0	5	2.8	
UT-MARTIN	11/25/16	13	6-8	.750	0-0	.000	0-0	.000	1	3	4	2.7	3	0	1	1	0	12	4.3	
vs Arizona State	11/28/16	10	2-2	1.000	0-0	.000	0-0	.000	2	4	6	3.1	4	1	0	0	0	4	4.3	
#11/9 UCLA	12/03/16	dnp	-	-	-	-	-	-	-	-	-	-	-	-	-	-	-	-	-	
VALPO	12/07/16	8	1-2	.500	0-0	.000	0-2	.000	2	1	3	3.1	1	0	2	2	0	2	4.0	
vs Hofstra	12/11/16	9	2-4	.500	0-0	.000	0-0	.000	2	0	2	3.0	3	0	0	2	1	4	4.0	
vs #7/6 North Carolina	12/17/16	1	0-0	.000	0-0	.000	0-0	.000	0	0	0	2.7	1	0	0	0	0	0	3.6	
at #10/11 Louisville	12/21/16	dnp	-	-	-	-	-	-	-	-	-	-	-	-	-	-	-	-	-	
at Ole Miss	12/29/16	0	0-0	.000	0-0	.000	0-0	.000	0	0	0	2.5	0	0	0	0	0	0	3.3	
TEXAS A&M	1/3/17	6	1-3	.333	0-0	.000	0-0	.000	2	0	2	2.4	1	0	1	0	0	2	3.2	
Totals		0	91	17-29	.586	0-0	.000	4-13	.308	12	17	29	2.4	17	1	7	10	1	38	3.2

## SUPERLATIVES

Season Stats	Career Stats
10+ points	1
20+ points	-
3+ blocks	-
3+ steals	-
10+ rebounds	-
Double-doubles	-
Dunks	4

## CAREER STATS

Year	GP-GS	Min-Avg	FG-FGA	Pct	3FG-FGA	Pct	FT-FTA	Pct	Off-Def-Tot-Avg	PF-FO	Ast	TO	Blk	Stl	Pts	Avg
2016-17	12-0	91-7.6	17-29	.586	0-0	.000	4-13	.308	12-17-29-2.4	17-0	1	7	10	1	38	3.2
TOTAL	12-0	91-7.6	17-29	.586	0-0	.000	4-13	.308	12-17-29-2.4	17-0	1	7	10	1	38	3.2



# BAM ADEBAYO

# 3

Freshman • Forward • 6-10 • Little Washington, N.C.  
High Point Christian Acad. • Undergraduate Studies

## BIO BLAST

- Has scored in double figures in the last 11 games and 12 of the last 13
- Recorded a career-high 25 points at Ole Miss on a career-high eight dunks
- Has three double-doubles this season
- Averaging 2.25 blocks per game in the last eight games played
- Leads the team in rebounding at 7.4 boards per game
- Preseason All-SEC First Team (AP/Coaches)
- Named to the preseason Kareem Abdul-Jabbar and Naismith Trophy watch lists
- Tabbed a preseason second-team All-American by CBSSports.com and a third-team selection by College Basketball Talk
- North Carolina 2016 Gatorade High School Player of the Year
- One of five Wildcats who earned McDonald's All-America honors on the 2016-17 roster
- Led High Point Christian Academy to a state title appearance
- Averaged 18.9 points and 13.0 rebounds as a senior in high school
- Earned his nickname, "Bam," when he flipped a coffee table as a toddler while his mother was watching "The Flintstones"

## SEASON AVERAGES

Games played	14
Minutes/game	26.0
Points/game	13.2
FG Pct	58.0
3FG Pct	
FT Pct	60.3
Rebounds/game	7.4
Assists/game	0.9
Turnovers/game	1.4
Assist/turnover ratio	0.7
Steals/game	0.6
Blocks/game	1.9

## SEASON HIGHS

Points	25 at Ole Miss (12/29/16)
FG Made	12 at Ole Miss (12/29/16)
FG Attempts	19 at Ole Miss (12/29/16)
3FG Made	
3FG Attempts	
FT Made	10, vs. UCLA (12/03/16)
FT Attempts	13, twice, last vs. UCLA (12/03/16)
Rebounds	13, vs. UCLA (12/03/16)
Assists	2, three times, last vs. Arizona State (11/28/16)
Steals	3 vs. TEXAS A&M (1/3/17)
Blocks	4, vs. UCLA (12/03/16)
Minutes	35, at Louisville (12/21/16)

## CAREER HIGHS

Points	25 at Ole Miss (12/29/16)
FG Made	12 at Ole Miss (12/29/16)
FG Attempts	19 at Ole Miss (12/29/16)
3FG Made	
3FG Attempts	
FT Made	10, vs. UCLA (12/03/16)
FT Attempts	13, twice, last vs. UCLA (12/03/16)
Rebounds	13, vs. UCLA (12/03/16)
Assists	2, three times, last vs. Arizona State (11/28/16)
Steals	3 vs. TEXAS A&M (1/3/17)
Blocks	4, vs. UCLA (12/03/16)
Minutes	35, at Louisville (12/21/16)

## GAME-BY-GAME

Opponent	Date	gs	min	Total		3-Pointers		Free throws		Rebounds				pf	a	t/o	blk	stl	pts	avg	
				fg-fga	pct	3fg-fga	pct	ft-fga	pct	off	def	tot	avg								
STEPHEN F. AUSTIN	11/11/16	*	15	1-1	1.000	0-0	.000	3-7	.429	1	0	1	1.0	4	1	1	0	1	5	5.0	
CANISIUS	11/13/16	*	27	3-9	.333	0-0	.000	8-13	.615	6	5	11	6.0	2	2	0	3	0	14	9.5	
vs #13/13 Michigan State	11/15/16	*	26	2-3	.667	0-0	.000	2-3	.667	1	4	5	5.7	4	0	5	2	0	6	8.3	
DUQUESNE	11/20/16	*	24	5-8	.625	0-0	.000	2-3	.667	3	5	8	6.3	2	1	1	2	2	12	9.3	
CLEVELAND STATE	11/23/16	*	26	5-8	.625	0-0	.000	4-4	1.000	2	5	7	6.4	4	2	1	0	0	14	10.2	
UT-MARTIN	11/25/16	*	25	5-10	.500	0-0	.000	5-8	.625	8	4	12	7.3	0	0	1	1	0	15	11.0	
vs Arizona State	11/28/16	*	23	5-7	.714	0-0	.000	2-3	.667	5	4	9	7.6	1	2	0	3	0	12	11.1	
#11/9 UCLA	12/03/16	*	33	4-12	.333	0-0	.000	10-13	.769	7	6	13	8.3	3	0	0	4	0	18	12.0	
VALPO	12/07/16	*	29	5-9	.556	0-0	.000	6-8	.750	3	4	7	8.1	2	0	3	1	1	16	12.4	
vs Hofstra	12/11/16	*	25	7-10	.700	0-0	.000	0-1	.000	1	6	7	8.0	2	1	1	2	0	14	12.6	
vs #7/6 North Carolina	12/17/16	*	19	6-11	.545	0-0	.000	1-3	.333	4	3	7	7.9	5	1	0	0	0	13	12.6	
at #10/11 Louisville	12/21/16	*	35	5-6	.833	0-0	.000	1-6	.167	4	5	9	8.0	3	1	3	2	1	11	12.5	
at Ole Miss	12/29/16	*	34	12-19	.632	0-0	.000	1-4	.250	1	3	4	7.7	1	1	1	3	0	25	13.5	
TEXAS A&M	1/3/17	*	23	4-6	.667	0-0	.000	2-2	1.000	1	2	3	7.4	0	1	2	3	3	10	13.2	
Totals			14	364	69-119	.580	0-0	.000	47-78	.603	47	56	103	7.4	33	13	19	26	8	185	13.2

## SUPERLATIVES

Season Stats	Career Stats
10+ points	12
20+ points	1
3+ blocks	5
3+ steals	1
10+ rebounds	3
Double-doubles	3
Dunks	43

## CAREER STATS

Year	GP-GS	Min-Avg	FG-FGA	Pct	3FG-FGA	Pct	FT-FTA	Pct	Off-Def-Tot-Avg	PF-FO	Ast	TO	Blk	Stl	Pts	Avg
2016-17	14-14	364-26.0	69-119	.580	0-0	.000	47-78	.603	47-56-103-7.4	33-1	13	19	26	8	185	13.2
TOTAL	14-14	364-26.0	69-119	.580	0-0	.000	47-78	.603	47-56-103-7.4	33-1	13	19	26	8	185	13.2



## MALIK MONK

5

Freshman • Guard • 6-3 • Lepanto, Ark.  
Bentonville • Undergraduate Studies



## SEASON AVERAGES

Games played	14
Minutes/game	29.0
Points/game	22.6
FG Pct	51.6
3FG Pct	43.4
FT Pct	86.4
Rebounds/game	2.6
Assists/game	2.0
Turnovers/game	1.8
Assist/turnover ratio	1.1
Steals/game	1.2
Blocks/game	0.3

## SEASON HIGHS

Points	47, vs. North Carolina (12/17/16)
FG Made	18, vs. North Carolina (12/17/16)
FG Attempts	28, vs. North Carolina (12/17/16)
3FG Made	8, vs. North Carolina (12/17/16)
3FG Attempts	12, vs. North Carolina (12/17/16)
FT Made	7 at Ole Miss (12/29/16)
FT Attempts	8 at Ole Miss (12/29/16)
Rebounds	6, twice, last at Ole Miss (12/29/16)
Assists	7, vs. UT MARTIN (11/25/16)
Steals	5, vs. UCLA (12/03/16)
Blocks	1, four times, last vs. Hofstra (12/7/16)
Minutes	38, vs. North Carolina (12/17/16)

## CAREER HIGHS

Points	47, vs. North Carolina (12/17/16)
FG Made	18, vs. North Carolina (12/17/16)
FG Attempts	28, vs. North Carolina (12/17/16)
3FG Made	8, vs. North Carolina (12/17/16)
3FG Attempts	12, vs. North Carolina (12/17/16)
FT Made	7 at Ole Miss (12/29/16)
FT Attempts	8 at Ole Miss (12/29/16)
Rebounds	6, twice, last at Ole Miss (12/29/16)
Assists	7, vs. UT MARTIN (11/25/16)
Steals	5, vs. UCLA (12/03/16)
Blocks	1, four times, last vs. Hofstra (12/7/16)
Minutes	38, vs. North Carolina (12/17/16)

## BIO BLAST

- SEC Player of the Week and USBWA National Player of the Week (Dec. 19)
- SEC Freshman of the Week (Nov. 21, Jan. 2)
- Leads the SEC in scoring with a 22.6 average. No Calipari-coached player has ever averaged more than 21.2 points for an entire year (Dajuan Wagner at Memphis in 2001-02)
- Has scored more than 25 in three of the last four, and 30+ in two of those
- Set the UK freshman single-game scoring record with 47 points vs. UNC on 18-of-22 shooting, including eight 3-pointers and the all-important go-ahead trey with seconds remaining
  - It's the most points any Calipari-coached player in college has ever scored
- Two games later scored 34, with five 3s, in the SEC opener at Ole Miss
  - It was the school record for most points by a freshman in a road game
- Has made 49 3-pointers in the first 14 games, just trailing where Jodie Meeks (51) was through the same amount of games during his record-breaking season in 2008-09
- Scored in double figures in all 14 games this year
- Preseason All-SEC Second Team (AP/Coaches)
- Tapped to the preseason Jerry West Award and Naismith Trophy watch lists
- Named a preseason third-team All-American by CBSSports.com

## GAME-BY-GAME

Opponent	Date	gs	min	Total		3-Pointers		Free throws		Rebounds				pf	a	t/o	blk	stl	pts	avg	
				fg	fga	pct	3fg	3fga	pct	ft	fta	pct	off								def
STEPHEN F. AUSTIN	11/11/16	*	20	4-14	286	1-6	.167	1-1	1.000	0	0	0	0.0	3	1	1	1	1	10	10.0	
CANISIUS	11/13/16	*	32	5-11	455	2-6	.333	4-4	1.000	1	3	4	2.0	2	2	3	1	1	16	13.0	
vs #13/13 Michigan State	11/15/16	*	34	8-17	471	7-11	.636	0-0	.000	0	6	6	3.3	1	1	2	0	0	23	16.3	
DUQUESNE	11/20/16	*	18	6-12	500	2-8	.250	0-0	.000	0	2	2	3.0	2	0	1	1	0	14	15.8	
CLEVELAND STATE	11/23/16	*	30	8-12	667	4-6	.667	3-5	.600	0	3	3	3.0	1	4	3	0	2	23	17.2	
UT-MARTIN	11/25/16	*	29	10-17	588	2-8	.250	4-4	1.000	0	2	2	2.8	2	7	2	0	1	26	18.7	
vs Arizona State	11/28/16	*	30	8-20	400	3-10	.300	4-5	.800	0	3	3	2.9	0	4	2	0	1	23	19.3	
#11/9 UCLA	12/03/16	*	36	10-19	526	4-8	.500	0-0	.000	2	1	3	2.9	3	0	2	0	5	24	19.9	
VALPO	12/07/16	*	22	6-13	462	1-5	.200	2-2	1.000	1	1	2	2.8	2	1	2	0	0	15	19.3	
vs Hofstra	12/11/16	*	29	7-16	438	4-10	.400	2-2	1.000	1	0	1	2.6	4	4	0	1	0	20	19.4	
vs #7/6 North Carolina	12/17/16	*	38	18-28	643	8-12	.667	3-5	.600	0	0	0	2.4	0	2	2	0	1	47	21.9	
at #10/11 Louisville	12/21/16	*	29	6-17	353	1-9	.111	3-3	1.000	0	3	3	2.4	4	1	3	0	1	16	21.4	
at Ole Miss	12/29/16	*	35	11-16	688	5-7	.714	7-8	.875	2	4	6	2.7	2	1	1	0	3	34	22.4	
TEXAS A&M	1/3/17	*	24	8-11	727	5-7	.714	5-5	1.000	0	1	1	2.6	1	0	1	0	1	26	22.6	
Totals			14	406	115-223	.516	49-113	.434	38-44	.864	7	29	36	2.6	27	28	25	4	17	317	22.6

## SUPERLATIVES

Season Stats			Career Stats		
10+ points	14		10+ points	11	
20+ points	9		20+ points	6	
3+ assists	4		3+ assists	4	
3+ steals	2		3+ steals	1	
10+ rebounds	-		10+ rebounds	-	
Double-doubles	-		Double-doubles	-	
Dunks	13		Dunks	13	

## CAREER STATS

Year	GP-GS	Min-Avg	FG-FGA	Pct	3FG-FGA	Pct	FT-FTA	Pct	Off-Def-Tot-Avg	PF-FO	Ast	TO	Blk	Stl	Pts	Avg
2016-17	14-14	406-29.0	115-223	.516	49-113	.434	38-44	.864	7-29-36-2.6	27-0	28	25	4	17	317	22.6
TOTAL	14-14	406-29.0	115-223	.516	49-113	.434	38-44	.864	7-29-36-2.6	27-0	28	25	4	17	317	22.6



## JONNY DAVID

10

Sophomore • Guard • 6-2 • Pittsburgh  
Mt. Lebanon • Kinesiology

## BIO BLAST

- Scored a career-high five points, making two free throws and a 3-pointer in two minutes against Texas A&M
- Made his 2016 debut in the final two minutes of the Canisius game
- Appeared in 11 games during his freshman campaign
- SEC Academic Honor Roll member as a freshman
- 1,000-point scorer in high school
- His father was a letterwinner at the University of Pittsburgh while head coach John Calipari was an assistant coach

## SEASON AVERAGES

Games played	6
Minutes/game	1.8
Points/game	0.8
FG Pct.	50.0
3FG Pct.	100.0
FT Pct.	50.0
Rebounds/game	
Assists/game	
Turnovers/game	0.5
Assist/turnover ratio	
Steals/game	
Blocks/game	

## SEASON HIGHS

Points	5 vs. TEXAS A&M (1/3/17)
FG Made	1 vs. TEXAS A&M (1/3/17)
FG Attempts	1, twice, last vs. TEXAS A&M (1/3/17)
3FG Made	1 vs. TEXAS A&M (1/3/17)
3FG Attempts	1 vs. TEXAS A&M (1/3/17)
FT Made	2 vs. TEXAS A&M (1/3/17)
FT Attempts	2, twice, last vs. TEXAS A&M (1/3/17)
Rebounds	
Assists	
Steals	
Blocks	
Minutes	3, vs. CLEVELAND ST. (11/23/16)

## CAREER HIGHS

Points	5 vs. TEXAS A&M (1/3/17)
FG Made	1 vs. TEXAS A&M (1/3/17)
FG Attempts	1, four times, last vs. TEXAS A&M (1/3/17)
3FG Made	1 vs. TEXAS A&M (1/3/17)
3FG Attempts	1, three times, last vs. TEXAS A&M (1/3/17)
FT Made	2, twice, last vs. TEXAS A&M (1/3/17)
FT Attempts	2, three times, last vs. TEXAS A&M (1/3/17)
Rebounds	
Assists	
Steals	
Blocks	
Minutes	3, vs. CLEVELAND ST (11/23/16)

## GAME-BY-GAME

Opponent	Date	gs	min	Total fg-fga	pct	3-Pointers 3fg-fga	pct	Free throws ft-fa	pct	Rebounds off def tot	avg	pf	a	t/o	blk	stl	pts	avg
STEPHEN F. AUSTIN	11/11/16	dnp		-	-	-	-	-	-	-	-	-	-	-	-	-	-	-
CANISIUS	11/13/16	2	0-0	.000	0-0	.000	0-2	.000	0	0	0	0.0	0	0	0	0	0	0.0
vs #13/13 Michigan State	11/15/16	dnp		-	-	-	-	-	-	-	-	-	-	-	-	-	-	-
DUQUESNE	11/20/16	2	0-0	.000	0-0	.000	0-0	.000	0	0	0	0.0	0	0	0	2	0	0.0
CLEVELAND STATE	11/23/16	3	0-1	.000	0-0	.000	0-0	.000	0	0	0	0.0	0	0	0	0	0	0.0
UT-MARTIN	11/25/16	1	0-0	.000	0-0	.000	0-0	.000	0	0	0	0.0	0	0	0	1	0	0.0
vs Arizona State	11/28/16	1	0-0	.000	0-0	.000	0-0	.000	0	0	0	0.0	0	0	0	0	0	0.0
#11/9 UCLA	12/03/16	dnp		-	-	-	-	-	-	-	-	-	-	-	-	-	-	-
VALPO	12/07/16	dnp		-	-	-	-	-	-	-	-	-	-	-	-	-	-	-
vs Hofstra	12/11/16	dnp		-	-	-	-	-	-	-	-	-	-	-	-	-	-	-
vs #7/6 North Carolina	12/17/16	dnp		-	-	-	-	-	-	-	-	-	-	-	-	-	-	-
at #10/11 Louisville	12/21/16	dnp		-	-	-	-	-	-	-	-	-	-	-	-	-	-	-
at Ole Miss	12/29/16	dnp		-	-	-	-	-	-	-	-	-	-	-	-	-	-	-
TEXAS A&M	1/3/17	2	1-1	1.000	1-1	1.000	2-2	1.000	0	0	0	0.0	0	0	0	0	5	0.8
Totals		0	11	1-2	.500	1-1	1.000	2-4	.500	0	0	0	0.0	0	0	3	0	5 0.8

## SUPERLATIVES

Season Stats	Career Stats
10+ points	-
20+ points	-
3+ assists	-
3+ steals	-
10+ rebounds	-
Double-doubles	-
Dunks	-

## CAREER STATS

Year	GP-GS	Min-Avg	FG-FGA	Pct	3FG-FGA	Pct	FT-FTA	Pct	Off-Def-Tot-Avg	PF-FO	Ast	TO	Blk	Stl	Pts	Avg
2015-16	11-0	11-1.0	0-2	.00	0-2	.000	2-2	1.000	0-0-0-0.0	1-0	0	1	0	0	2	0.2
2016-17	6-0	11-1.8	1-2	.500	1-1	1.000	2-4	.500	0-0-0-0.0	0-0	0	3	0	0	5	0.8
TOTAL	17-0	22-1.3	1-4	.250	1-3	.333	4-6	.667	0-0-0-0.0	1-0	0	4	0	0	7	0.4



## MYCHAL MULDER

Senior • Guard • 6-4 • Windsor, Ontario  
Vincennes University • Communication

11

## BIO BLAST

- Has made 20 of 48 3-pointers in 12 games played this season, trailing only Monk for the team-best 3-point field-goal percentage (.417)
- Knocked down multiple 3-pointers in four consecutive appearances prior to Valpo and had hit at least one 3-pointer in five straight outings played prior to Hofstra
- Scored in double figures in three straight games for the first time in his career (Nov. 20-25)
- Has scored 84 points over the last 10 games he's played in after scoring 23 in his previous 27 appearances for the Wildcats
- Appeared in 24 games in his first season with Kentucky after transferring from Vincennes University
- Junior College All-American who averaged 15.7 points and 6.4 rebounds while connecting on 46.3 percent of his field goals from 3-point range at Vincennes
- Well-rounded athlete who also competed in football and track and field in high school
- One of four players on the 2016-17 roster who were born outside of the United States
- Has a 44-inch vertical, the second-best mark on the team (behind Dominique Hawkins)

## SEASON AVERAGES

Games played	12
Minutes/game	11.8
Points/game	7.0
FG Pct	44.8
3FG Pct	41.7
FT Pct	100.0
Rebounds/game	2.1
Assists/game	0.3
Turnovers/game	0.3
Assist/turnover ratio	1.0
Steals/game	0.3
Blocks/game	0.3

## SEASON HIGHS

Points..... 13, twice, last vs. CLEVELAND ST. (11/23/16)  
 FG Made..... 5, twice, last vs. CLEVELAND ST. (11/23/16)  
 FG Attempts..... 11, vs. DUQUESNE (11/20/16)  
 3FG Made..... 4, vs. UT MARTIN (11/25/16)  
 3FG Attempts..... 8, vs. DUQUESNE (11/20/16)  
 FT Made..... 2, twice, last vs. TEXAS A&M (1/3/17)  
 FT Attempts..... 2, twice, last vs. TEXAS A&M (1/3/17)  
 Rebounds..... 7, vs. VALPO (12/07/16)  
 Assists..... 2, vs. VALPO (12/07/16)  
 Steals..... 2, vs. UT MARTIN (11/25/16)  
 Blocks..... 1, four times, last vs. VALPO (12/07/16)  
 Minutes..... 22, vs. CLEVELAND ST. (11/23/16)

## CAREER HIGHS

Points..... 13, twice, last vs. CLEVELAND ST. (11/23/16)  
 FG Made..... 5, twice, last vs. CLEVELAND ST. (11/23/16)  
 FG Attempts..... 11, vs. DUQUESNE (11/20/16)  
 3FG Made..... 4, vs. UT MARTIN (11/25/16)  
 3FG Attempts..... 8, vs. DUQUESNE (11/20/16)  
 FT Made..... 2, three times, last vs. TEXAS A&M (1/3/17)  
 FT Attempts..... 2, three times, last vs. TEXAS A&M (1/3/17)  
 Rebounds..... 8, at LSU (1/5/16)  
 Assists..... 2, vs. MISSISSIPPI ST. (1/12/16)  
 Steals..... 2, vs. UT MARTIN (11/25/16)  
 Blocks..... 1, four times, last vs. VALPO (12/07/16)  
 Minutes..... 22, vs. CLEVELAND ST. (11/23/16)

## GAME-BY-GAME

Opponent	Date	gs	min	Total		3-Pointers		Free throws		Rebounds				pf	a	t/o	blk	stl	pts	avg
				fg	fga	pc	fg	fga	pc	ft	fta	pc	off							
STEPHEN F. AUSTIN	11/11/16	6	3-4	.750	2-3	.667	0-0	.000	0-0	0	0	0	0.0	1	0	0	0	0	8	8.0
CANISIUS	11/13/16	4	1-2	.500	1-2	.500	0-0	.000	0	0	0	0.0	1	0	0	0	1	3	5.5	
vs #13/13 Michigan State	11/15/16	2	0-1	.000	0-1	.000	0-0	.000	0	0	0	0.0	0	0	0	0	1	0	3.7	
DUQUESNE	11/20/16	20	5-11	.455	3-8	.375	0-0	.000	3	1	4	1.0	1	1	1	1	0	13	6.0	
CLEVELAND STATE	11/23/16	22	5-10	.500	3-7	.429	0-0	.000	2	0	2	1.2	1	0	2	1	0	13	7.4	
UT-MARTIN	11/25/16	15	4-5	.800	4-5	.800	0-0	.000	0	2	2	1.3	3	1	0	0	2	12	8.2	
vs Arizona State	11/28/16	11	2-8	.250	2-6	.333	0-0	.000	1	2	3	1.6	0	0	0	0	0	6	7.9	
#11/9 UCLA	12/03/16	dnp	-	-	-	-	-	-	-	-	-	-	-	-	-	-	-	-	-	
VALPO	12/07/16	16	4-10	.400	1-5	.200	0-0	.000	4	3	7	2.3	1	2	0	1	0	9	8.0	
vs Hofstra	12/11/16	15	2-6	.333	0-2	.000	2-2	1.000	1	4	5	2.6	1	0	0	0	0	6	7.8	
vs #7/6 North Carolina	12/17/16	dnp	-	-	-	-	-	-	-	-	-	-	-	-	-	-	-	-	-	
at #10/11 Louisville	12/21/16	9	2-4	.500	2-3	.667	0-0	.000	0	0	0	2.3	0	0	0	0	0	6	7.6	
at Ole Miss	12/29/16	13	1-3	.333	1-3	.333	0-0	.000	0	0	0	2.1	1	0	0	0	1	3	7.2	
TEXAS A&M	1/3/17	8	1-3	.333	1-3	.333	2-2	1.000	1	1	2	2.1	1	0	1	0	0	5	7.0	
Totals		0	141	30-67	.448	20-48	.417	4-4	1.000	12	13	25	2.1	11	4	4	4	84	7.0	

## SUPERLATIVES

Season Stats		Career Stats	
10+ points	3	10+ points	3
20+ points	-	20+ points	-
3+ assists	-	3+ assists	-
3+ steals	-	3+ steals	-
10+ rebounds	-	10+ rebounds	-
Double-doubles	-	Double-doubles	-
Dunks	3	Dunks	3

## CAREER STATS

Year	GP-GS	Min-Avg	FG-FGA	Pct	3FG-FGA	Pct	FT-FTA	Pct	Off-Def-Tot-Avg	PF-FO	Ast	TO	Blk	Stl	Pts	Avg
2015-16	24-0	90-3.8	4-20	.200	2-12	.167	2-2	1.000	9-18-27-1.1	6-0	8	2	0	1	12	0.5
2016-17	12-0	141-11.8	30-67	.448	20-48	.417	4-4	1.000	12-13-25-2.1	11-0	4	4	4	4	84	7.0
TOTAL	36-0	231-6.4	34-87	.391	22-60	.367	6-6	1.000	21-31-52-1.4	17-0	12	6	4	5	96	2.7





## ISAIAH BRISCOE

13

Sophomore • Guard • 6-3 • Newark, N.J.  
Roselle Catholic • Undergraduate Studies

## BIO BLAST

- SEC Player of the Week (Jan. 2)
- Posted his first-career triple-double and just the third in school history at Ole Miss. Finished with 19 points, a career-high 11 assists and 10 rebounds
- Followed up his triple-double with a career 3-point-shooting night (3 of 3) in addition to a team-high seven assists against Texas A&M
- Made his last five 3-pointers, dating back to the North Carolina game
- Solid all-around game vs. UNC with 10 points, seven rebounds and four assists. Calipari said of his game: "We don't win that game without him on the floor"
- Posted 19 points and six assists in win at the Barclays Center over Hofstra
- Scored in double figures in 11 of 12 games he's played, leading UK in scoring the first two
- After missing two games with an injury, returned to the starting lineup and posted 20 points and seven assists in a win over Arizona State. He also was 2 of 2 from 3-point range for the first time in his career
- Preseason All-SEC Second Team (AP/Coaches)
- Led all UK guards a season ago with an average of 5.3 rebounds per game

## SEASON AVERAGES

Games played	12
Minutes/game	30.3
Points/game	15.3
FG Pct	52.0
3FG Pct	40.9
FT Pct	73.7
Rebounds/game	3.9
Assists/game	4.4
Turnovers/game	1.9
Assist/turnover ratio	2.3
Steals/game	1.2
Blocks/game	0.3

## SEASON HIGHS

Points..... 21, twice, last vs. Michigan St. (11/15/16)  
 FG Made..... 9, vs. CANISIUS (11/13/16)  
 FG Attempts..... 18, vs. Michigan St. (11/15/16)  
 3FG Made..... 3, vs. TEXAS A&M (1/3/17)  
 3FG Attempts..... 5, vs. UCLA (12/03/16)  
 FT Made..... 6, twice, last at Ole Miss (12/29/16)  
 FT Attempts..... 7, twice, last vs. UCLA (12/03/16)  
 Rebounds..... 10, at Ole Miss (12/29/16)  
 Assists..... 11, at Ole Miss (12/29/16)  
 Steals..... 4, vs. DUQUESNE (11/20/16)  
 Blocks ..1, three times, last vs. North Carolina (11/17/16)  
 Minutes..... 38, vs. North Carolina (12/17/16)

## CAREER HIGHS

Points..... 21, twice, last vs. Michigan St. (11/15/16)  
 FG Made..... 9, vs. CANISIUS (11/13/16)  
 FG Attempts..... 18, vs. Michigan St. (11/15/16)  
 3FG Made..... 3, vs. TEXAS A&M (1/3/17)  
 3FG Attempts..... 5, vs. UCLA (12/03/16)  
 FT Made..... 6, three times, last at Ole Miss (12/29/16)  
 FT Attempts..... 12, at Kansas (1/30/16)  
 Rebounds..... 12, vs. NJIT (11/14/15)  
 Assists..... 11, at Ole Miss (12/29/16)  
 Steals..... 4, twice, last vs. DUQUESNE (11/20/16)  
 Blocks ..1, eight times, last vs. North Carolina (11/17/16)  
 Minutes..... 41, twice, last vs. Texas A&M (3/13/16)

## GAME-BY-GAME

Opponent	Date	gs	min	Total		3-Pointers		Free throws		Rebounds				pf	a	l/o	blk	stl	pts	avg	
				fg	pct	3fg	pct	ft	pct	off	def	tot	avg								
STEPHEN F. AUSTIN	11/11/16	*	31	6-11	.545	1-3	.333	4-7	.571	0	1	1	1.0	2	1	4	0	1	17	17.0	
CANISIUS	11/13/16	*	32	9-13	.692	0-0	.000	3-4	.750	0	5	5	3.0	3	2	1	1	0	21	19.0	
vs #13/13 Michigan State	11/15/16	*	35	8-18	.444	0-3	.000	5-5	1.000	2	2	4	3.3	1	2	1	0	1	21	19.7	
DUQUESNE	11/20/16	*	17	4-10	.400	0-1	.000	5-6	.833	0	3	3	3.3	0	5	3	1	4	13	18.0	
CLEVELAND STATE	11/23/16	dnp	-	-	-	-	-	-	-	-	-	-	-	-	-	-	-	-	-	-	
UT-MARTIN	11/25/16	dnp	-	-	-	-	-	-	-	-	-	-	-	-	-	-	-	-	-	-	
vs Arizona State	11/28/16	*	25	7-9	.778	2-2	1.000	4-6	.667	1	3	4	3.4	3	7	1	0	3	20	18.4	
#11/9 UCLA	12/03/16	*	34	4-14	.286	0-5	.000	4-7	.571	1	3	4	3.5	4	3	3	0	0	12	17.3	
VALPO	12/07/16	*	24	4-7	.571	0-1	.000	2-3	.667	0	1	1	3.1	2	2	3	0	2	10	16.3	
vs Hofstra	12/11/16	*	32	8-11	.727	1-2	.500	2-5	.400	1	1	2	3.0	3	6	3	0	0	19	16.6	
vs #7/6 North Carolina	12/17/16	*	38	4-6	.667	1-1	1.000	1-2	.500	3	4	7	3.4	4	4	1	1	0	10	15.9	
at #10/11 Louisville	12/21/16	*	31	1-5	.200	0-0	.000	6-6	1.000	0	5	5	3.6	4	3	1	0	1	8	15.1	
at Ole Miss	12/29/16	*	36	6-14	.429	1-1	1.000	6-6	1.000	3	7	10	4.2	2	11	2	0	1	19	15.5	
TEXAS A&M	1/3/17	*	28	5-9	.556	3-3	1.000	0-0	.000	1	0	1	3.9	3	7	0	0	1	13	15.3	
Totals			12	363	66-127	.520	9-22	409	42-57	.737	12	35	47	3.9	31	53	23	3	14	183	15.3

## SUPERLATIVES

Season Stats			Career Stats		
10+ points	11		10+ points	30	
20+ points	3		20+ points	4	
3+ assists	8		3+ assists	28	
3+ steals	2		3+ steals	4	
10+ rebounds	1		10+ rebounds	4	
Double-doubles	1		Double-doubles	3	
Dunks	1		Dunks	2	

## CAREER STATS

Year	GP-GS	Min-Avg	FG-FGA	Pct	3FG-FGA	Pct	FT-FTA	Pct	Off-Def-Tot-Avg	PF-FO	Ast	TO	Blk	Stl	Pts	Avg
2015-16	34-33	1094-32.2	132-301	.439	5-37	.135	57-124	.460	49-132-181-5.3	96-2	107	66	5	35	326	9.6
2016-17	12-12	363-30.3	66-127	.520	9-22	.409	42-57	.737	12-35-47-3.9	31-0	53	23	3	14	183	15.3
TOTAL	46-45	1457-31.7	198-428	.463	14-59	.237	99-181	.547	61-167-228-5.0	127-2	160	89	8	49	509	11.1



## TAI WYNYARD

14

RS Freshman • Forward • 6-10 • Auckland, New Zealand  
Rangitoto College • Undergraduate Studies

## BIO BLAST

- Missed the Valpo and Hofstra games due to a death in his family
- Played two minutes at Ole Miss, and then four against Texas A&M after not playing the previous five (two for aforementioned reasons)
- Scored two points with a rebound and a block in three minutes vs. Arizona State
- Efficient in his four minutes against Cleveland State, scoring four points and grabbing three rebounds
- Made the first basket of his career against Duquesne
- Redshirted after enrolling midyear during the 2015-16 season
- Played for the New Zealand National Team in the FIBA 3-on-3 World Championships for a second straight year this summer
- Was the most valuable player in the 3-on-3 tournament in 2015 when he lead New Zealand to a gold medal
- Was the youngest player to ever make the New Zealand National Team roster
- His father is a world-champion lumberjack who owns more than 150 individual world titles. Tai like his father, also enjoys competing in lumberjack competitions

## SEASON AVERAGES

Games played	9
Minutes/game	2.9
Points/game	0.9
FG Pct	80.0
3FG Pct	
FT Pct	0.0
Rebounds/game	1.0
Assists/game	0.1
Turnovers/game	0.1
Assist/turnover ratio	1.0
Steals/game	0.1
Blocks/game	0.1

## SEASON HIGHS

Points	4, vs. CLEVELAND ST. (11/23/16)
FG Made	2, vs. CLEVELAND ST. (11/23/16)
FG Attempts	2, vs. CLEVELAND ST. (11/23/16)
3FG Made	
3FG Attempts	
FT Made	
FT Attempts	1, vs. CLEVELAND ST. (11/23/16)
Rebounds	3, vs. CLEVELAND ST. (11/23/16)
Assists	1, vs. UT MARTIN (11/25/16)
Steals	
Blocks	1, vs. Arizona St. (11/28/16)
Minutes	4, twice, last vs. TEXAS A&M (1/3/17)

## CAREER HIGHS

Points	4, vs. CLEVELAND ST. (11/23/16)
FG Made	2, vs. CLEVELAND ST. (11/23/16)
FG Attempts	2, vs. CLEVELAND ST. (11/23/16)
3FG Made	
3FG Attempts	
FT Made	
FT Attempts	1, vs. CLEVELAND ST. (11/23/16)
Rebounds	3, vs. CLEVELAND ST. (11/23/16)
Assists	1, vs. UT MARTIN (11/25/16)
Steals	
Blocks	1, vs. Arizona St. (11/28/16)
Minutes	4, twice, last vs. TEXAS A&M (1/3/17)

## GAME-BY-GAME

Opponent	Date	gs	min	Total		3-Pointers		Free throws		Rebounds					pf	a	t/o	blk	stl	pts	avg
				fg-fga	pct	3fg-fga	pct	ft-fga	pct	off	def	tot	avg								
STEPHEN F. AUSTIN	11/11/16	2		0-0	.000	0-0	.000	0-0	.000	0	0	0	0.0	1	0	0	0	0	0	0.0	
CANISIUS	11/13/16	3		0-0	.000	0-0	.000	0-0	.000	0	1	1	0.5	0	0	1	0	0	0	0.0	
vs #13/13 Michigan State	11/15/16	2		0-0	.000	0-0	.000	0-0	.000	0	2	2	1.0	0	0	0	0	0	0	0.0	
DUQUESNE	11/20/16	3	1-1	1.000	0-0	.000	0-0	.000	0	0	0	0.8	1	0	0	0	0	0	2	0.5	
CLEVELAND STATE	11/23/16	4	2-2	1.000	0-0	.000	0-1	.000	1	2	3	1.2	0	0	0	0	0	0	4	1.2	
UT-MARTIN	11/25/16	3	0-1	.000	0-0	.000	0-0	.000	1	1	2	1.3	0	1	0	0	0	0	0	1.0	
vs Arizona State	11/28/16	3	1-1	1.000	0-0	.000	0-0	.000	1	0	1	1.3	0	0	0	1	0	2	1.1		
#11/9 UCLA	12/03/16	dnp	-	-	-	-	-	-	-	-	-	-	-	-	-	-	-	-	-	-	
VALPO	12/07/16	dnp	-	-	-	-	-	-	-	-	-	-	-	-	-	-	-	-	-	-	
vs Hofstra	12/11/16	dnp	-	-	-	-	-	-	-	-	-	-	-	-	-	-	-	-	-	-	
vs #7/6 North Carolina	12/17/16	dnp	-	-	-	-	-	-	-	-	-	-	-	-	-	-	-	-	-	-	
at #10/11 Louisville	12/21/16	dnp	-	-	-	-	-	-	-	-	-	-	-	-	-	-	-	-	-	-	
at Ole Miss	12/29/16	2	0-0	.000	0-0	.000	0-0	.000	0	0	0	1.1	1	0	0	0	0	0	0	1.0	
TEXAS A&M	1/3/17	4	0-0	.000	0-0	.000	0-0	.000	0	0	0	1.0	2	0	0	0	0	0	0	0.9	
Totals		0	26	4-5	.800	0-0	.000	0-1	.000	3	6	9	1.0	5	1	1	1	0	8	0.9	

## SUPERLATIVES

Season Stats	Career Stats
10+ points	-
20+ points	-
3+ blocks	-
3+ steals	-
10+ rebounds	-
Double-doubles	-
Dunks	-

## CAREER STATS

Year	GP-GS	Min-Avg	FG-FGA	Pct	3FG-FGA	Pct	FT-FTA	Pct	Off-Def-Tot-Avg	PF-FO	Ast	TO	Blk	Stl	Pts	Avg
2016-17	9-0	26-2.9	4-5	.800	0-0	.000	0-1	.000	3-6-9-1.0	5-0	1	1	1	0	8	0.9
TOTAL	9-0	26-2.9	4-5	.800	0-0	.000	0-1	.000	3-6-9-1.0	5-0	1	1	1	0	8	0.9



## ISAAC HUMPHRIES

15

Sophomore • Forward • 7-0 • Sydney, Australia  
La Lumiere School • Communication

## BIO BLAST

- Against Texas A&M, he notched eight points and six rebounds, most in both categories since Nov. 23
- Has 14 total blocks for the year
- Pulled down at least two rebounds in all but one game this season (at Louisville)
- Just missed out on his first career double-double with a career-high-tying nine points and nine rebounds in 11 minutes against Cleveland State
- Had nine points and a team-high eight rebounds against Stephen F. Austin
- Added a team-high and career-best three steals and led UK with three blocks vs. SFA
- Appeared in 22 games as a freshman and made one start
- Had a breakout game at Texas A&M with six points and a career-best 12 points
- Spent the offseason completely transforming his body and is down almost 15 pounds from when he reported as a freshman
- SEC Academic Honor roll member
- Attended a performing arts school while growing up in Australia

## SEASON AVERAGES

Games played	14
Minutes/game	10.9
Points/game	3.8
FG Pct	.468
3FG PCT	
FT Pct	.529
Rebounds/game	4.1
Assists/game	0.5
Turnovers/game	0.6
Assist/turnover ratio	0.9
Steals/game	0.4
Blocks/game	1.0

## SEASON HIGHS

Points..... 9, twice, last vs. CLEVELAND ST. (11/23/16)  
 FG Made..... 4, twice, last vs. CLEVELAND ST. (11/23/16)  
 FG Attempts..... 8, vs. SFA (11/11/16)  
 3FG Made.....  
 3FG Attempts.....  
 FT Made.....2, twice, last vs. TEXAS A&M (1/3/17)  
 FT Attempts.....4, twice, last vs. TEXAS A&M (1/3/17)  
 Rebounds .....9, vs. CLEVELAND ST. (11/23/16)  
 Assists..... 2, vs. UCLA (12/03/16)  
 Steals..... 3, vs. SFA (11/11/16)  
 Blocks ..... 3, vs. SFA (11/11/16)  
 Minutes .....20, vs. North Carolina (12/17/16)

## CAREER HIGHS

Points..... 9, twice, last vs. CLEVELAND ST. (11/23/16)  
 FG Made..... 4, twice, last vs. CLEVELAND ST. (11/23/16)  
 FG Attempts..... 8, vs. SFA (11/11/16)  
 3FG Made.....  
 3FG Attempts.....  
 FT Made.....4, vs. ALBANY (11/13/15)  
 FT Attempts.... 4, four times, last vs. TEXAS A&M (1/3/17)  
 Rebounds ..... 12, at Texas A&M (2/20/16)  
 Assists..... 2, vs. UCLA (12/03/16)  
 Steals.....3, vs. SFA (11/11/16)  
 Blocks .....4, vs. GEORGIA (2/9/16)  
 Minutes ..... 27, at UCLA (12/3/15)

## GAME-BY-GAME

Opponent	Date	gs	min	Total		3-Pointers		Free throws		Rebounds											
				fg-fga	pct	3fg-fga	pct	ft-fga	pct	off	def	tot	avg	pf	a	t/o	blk	stl	pts	avg	
STEPHEN F. AUSTIN	11/11/16	19		4-8	.500	0-0	.000	1-2	.500	4	4	8	8.0	0	1	1	3	3	9	9.0	
CANISIUS	11/13/16	7	3-4	.750	0-0	.000	0-0	.000	.000	3	1	4	6.0	3	0	1	0	0	6	7.5	
vs #13/13 Michigan State	11/15/16	13	0-3	.000	0-0	.000	0-0	.000	.000	1	4	5	5.7	2	1	1	1	2	0	5.0	
DUQUESNE	11/20/16	10	1-2	.500	0-0	.000	0-0	.000	.000	1	2	3	5.0	1	0	0	0	0	2	4.3	
CLEVELAND STATE	11/23/16	11	4-6	.667	0-0	.000	1-1	1.000	5	4	9	5.8	3	1	2	0	0	9	5.2		
UT-MARTIN	11/25/16	12	3-5	.600	0-0	.000	1-1	1.000	2	1	3	5.3	2	0	0	2	0	7	5.5		
vs Arizona State	11/28/16	8	1-2	.500	0-0	.000	1-2	.500	3	0	3	5.0	1	0	0	2	0	3	5.1		
#11/9 UCLA	12/03/16	8	0-2	.000	0-0	.000	0-0	.000	.000	2	0	2	4.6	2	2	0	2	1	0	4.5	
VALPO	12/07/16	9	1-2	.500	0-0	.000	0-0	.000	.000	1	2	3	4.4	3	0	1	1	0	2	4.2	
vs Hofstra	12/11/16	13	1-4	.250	0-0	.000	1-4	.250	1	2	3	4.3	2	1	0	2	0	3	4.1		
vs #7/6 North Carolina	12/17/16	20	1-3	.333	0-0	.000	0-1	.000	.000	2	3	5	4.4	3	0	1	0	0	2	3.9	
at #10/11 Louisville	12/21/16	5	0-0	.000	0-0	.000	0-0	.000	.000	0	0	0	4.0	1	0	0	0	0	0	3.6	
at Ole Miss	12/29/16	4	0-0	.000	0-0	.000	2-2	1.000	0	3	3	3.9	0	0	1	1	0	2	3.5		
TEXAS A&M	1/3/17	13	3-6	.500	0-0	.000	2-4	.500	2	4	6	4.1	4	1	0	0	0	8	3.8		
Totals		0	152	22-47	.468	0-0	.000	9-17	.529	27	30	57	4.1	27	7	8	14	6	53	3.8	

## SUPERLATIVES

Season Stats		Career Stats	
10+ points	-	10+ points	-
20+ points	-	20+ points	-
3+ blocks	1	3+ blocks	2
3+ steals	1	3+ steals	1
10+ rebounds	-	10+ rebounds	1
Double-doubles	-	Double-doubles	-
Dunks	2	Dunks	2

## CAREER STATS

Year	GP-GS	Min-Avg	FG-FGA	Pct	3FG-FGA	Pct	FT-FTA	Pct	Off-Def-Tot-Avg	PF-FO	Ast	TO	Blk	Stl	Pts	Avg
2015-16	23-1	210-9.1	16-41	.390	0-0	.000	11-15	.733	20-36-56-2.4	46-2	2	10	16	2	43	1.9
2016-17	14-0	152-10.9	22-47	.468	0-0	.000	9-17	.529	27-30-57-4.1	27-0	7	8	14	6	53	3.8
TOTAL	37-1	362-9.8	38-88	.432	0-0	.000	20-32	.625	47-66-113-3.1	73	2	9	18	30	8	96
2.6																





## BRAD CALIPARI

20

Freshman • Guard • 6-0 • Franklin Lakes, N.J.  
MacDuffie School • Business-Marketing

## BIO BLAST

- Has made a 3-pointer in two of his last five appearances
- Played a career-high eight minutes vs. Cleveland State and registered his first career block
- Made his UK debut in the final two minutes of the Stephen F. Austin game
- Scored his first career points -- two free throws -- vs. Canisius
- Had five points and a rebound in the exhibition win over Asbury
- Scored six points off a pair of 3-pointers in the exhibition win vs. Clarion
- Played 35 minutes and scored three points in the Blue-White Game
- Spent the last two seasons at MacDuffie after starting his high school career at Lexington Christian Academy
- Developed into a sharpshooter during his final season at MacDuffie, where he shot a team-high 47 percent from behind the 3-point line
- Averaged 15.3 points, 3.6 assists and 2.6 rebounds per game as a senior
- Finished his career as a 1,000-point scorer
- Aspires to be a coach one day

## SEASON AVERAGES

Games played	11
Minutes/game	3.5
Points/game	0.7
FG Pct	15.4
3FG Pct	16.7
FT Pct	40.0
Rebounds/game	0.3
Assists/game	0.1
Turnovers/game	0.2
Assist/turnover ratio	0.5
Blocks/game	0.1

## SEASON HIGHS

Points	3, twice, last vs. VALPO (12/07/16)
FG Made	1, twice, last vs. VALPO (12/07/16)
FG Attempts	3, vs. Arizona St. (11/28/16)
FG Made	1, twice, last vs. VALPO (12/07/16)
3FG Attempts	3, vs. CLEVELAND ST. (11/23/16)
FT Made	2, vs. CANISIUS (11/13/16)
FT Attempts	3, vs. CANISIUS (11/13/16)
Rebounds	1, three times, last vs. TEXAS A&M (1/3/17)
Assists	1, vs. Arizona St. (11/28/16)
Steals	
Blocks	1, vs. CLEVELAND ST. (11/23/16)
Minutes	8, vs. CLEVELAND ST. (11/23/16)

## CAREER HIGHS

Points	3, twice, last vs. VALPO (12/07/16)
FG Made	1, twice, last vs. VALPO (12/07/16)
FG Attempts	3, vs. Arizona St. (11/28/16)
FG Made	1, twice, last vs. VALPO (12/07/16)
3FG Attempts	3, vs. CLEVELAND ST. (11/23/16)
FT Made	2, vs. CANISIUS (11/13/16)
FT Attempts	3, vs. CANISIUS (11/13/16)
Rebounds	1, twice, last vs. Arizona St. (11/28/16)
Rebounds	1, three times, last vs. TEXAS A&M (1/3/17)
Steals	
Blocks	1, vs. CLEVELAND ST. (11/23/16)
Minutes	8, vs. CLEVELAND ST. (11/23/16)

## GAME-BY-GAME

Opponent	Date	gs	min	Total	fg-fga	pct	3-Pointers	3fg-fga	pct	Free throws	ft-fa	pct	Rebounds	off	def	tot	avg	pf	a	t/o	blk	stl	pts	avg
STEPHEN F. AUSTIN	11/11/16	2		0-0	.000	0-0	.000	0-0	.000	0-0	.000		0	0	0	0	0.0	0	0	0	0	0	0	0.0
CANISIUS	11/13/16	3	0-0	.000	0-0	.000	2-3	.667		0	0	0	0	0	0	0	0	0	1	0	0	0	2	1.0
vs #13/13 Michigan State	11/15/16	2	0-1	.000	0-1	.000	0-0	.000		0	0	0	0	0	0	0	0	0	0	0	0	0	0	0.7
DUQUESNE	11/20/16	3	0-0	.000	0-0	.000	0-0	.000		0	1	1	0.3	0	0	0	0	0	0	0	0	0	0	0.5
CLEVELAND STATE	11/23/16	8	0-3	.000	0-3	.000	0-0	.000		0	0	0	0	0	0	0	0	0	1	1	0	0	0	0.4
UT-MARTIN	11/25/16	5	0-2	.000	0-2	.000	0-2	.000		0	0	0	0	0	0	0.2	1	0	0	0	0	0	0	0.3
vs Arizona State	11/28/16	4	1-3	.333	1-2	.500	0-0	.000		0	1	1	0.3	0	1	0	0	0	0	0	0	0	3	0.7
#11/9 UCLA	12/03/16	dnp	-	-	-	-	-	-	-	-	-	-	-	-	-	-	-	-	-	-	-	-	-	-
VALPO	12/07/16	3	1-2	.500	1-2	.500	0-0	.000		0	0	0	0	0	0	0.3	0	0	0	0	0	0	3	1.0
vs Hofstra	12/11/16	3	0-1	.000	0-1	.000	0-0	.000		0	0	0	0	0	0	0.2	2	0	0	0	0	0	0	0.9
vs #7/6 North Carolina	12/17/16	dnp	-	-	-	-	-	-	-	-	-	-	-	-	-	-	-	-	-	-	-	-	-	-
at #10/11 Louisville	12/21/16	dnp	-	-	-	-	-	-	-	-	-	-	-	-	-	-	-	-	-	-	-	-	-	-
at Ole Miss	12/29/16	1	0-0	.000	0-0	.000	0-0	.000		0	0	0	0	0	0	0.2	0	0	0	0	0	0	0	0.8
TEXAS A&M	1/3/17	5	0-1	.000	0-1	.000	0-0	.000		1	0	1	0.3	0	0	0	0	0	0	0	0	0	0	0.7
Totals		0	39	2-13	.154	2-12	.167	2-5	.400		1	2	3	0.3	3	1	2	1	0	0	0	8	0.7	

## SUPERLATIVES

Season Stats		Career Stats	
10+ points	-	10+ points	-
20+ points	-	20+ points	-
3+ assists	-	3+ assists	-
3+ steals	-	3+ steals	-
10+ rebounds	-	10+ rebounds	-
Double-doubles	-	Double-doubles	-
Dunks	-	Dunks	-

## CAREER STATS

Year	GP-GS	Min-Avg	FG-FGA	Pct	3FG-FGA	Pct	FT-FTA	Pct	Off-Def-Tot-Avg	PF-FO	Ast	TO	Blk	Stl	Pts	Avg
2016-17	11-0	39-3.5	2-13	.154	2-12	.167	2-5	.400	1-2-3-0.3	3-0	1	2	1	0	8	0.7
TOTAL	11-0	39-3.5	2-13	.154	2-12	.167	2-5	.400	1-2-3-0.3	3-0	1	2	1	0	8	0.7



## DOMINIQUE HAWKINS

25

Senior • Guard • 6-0 • Richmond, Ky.  
Madison Central • Communication

## BIO BLAST

- Boasts an 11.3 assist-to-turnover ratio
- Has posted 34 assists (already a single-season career high) with just three turnovers
- Has zero turnovers in his last five appearances (88 minutes)
- Posted five or more points in five straight games prior to the UNC game when he was held scoreless
- Scored seven points and added three rebounds and three assists vs. Arizona State
- Registered a career-high nine assists in a career-high 32 minutes against UT Martin
- Had four assists and three rebounds in a win over Duquesne
- Dished out three assists in 17 minutes against Stephen F. Austin
- Appeared in a team-high 96 career games with 11 starts
- Set career highs in points, field-goal percentage, free throws made, 3-point field goals made and blocks as a junior
- Had a career game against Louisville last season with 13 points and three 3-pointers. Prior to that game he had never made more than one 3 in a game
- SEC Academic Honor Roll member in 2016

## SEASON AVERAGES

Games played	14
Minutes/game	16.9
Points/game	3.1
FG Pct	31.7
3FG Pct	28.6
FT Pct	84.6
Rebounds/game	1.6
Assists/game	2.4
Turnovers/game	0.2
Assist/turnover ratio	11.3
Steals/game	0.6
Blocks/game	0.6

## SEASON HIGHS

Points	7, vs. Arizona St. (11/28/16)
FG Made	2, four times, last vs. TEXAS A&M (1/3/17)
FG Attempts	5, four times, last vs. VALPO (12/07/16)
3FG Made	2, vs. VALPO (12/07/16)
3FG Attempts	3, twice, last vs. VALPO (12/07/16)
FT Made	4, vs. UT MARTIN (11/25/16)
FT Attempts	4, vs. UT MARTIN (11/25/16)
Rebounds	4, vs. UT MARTIN (11/25/16)
Assists	9, vs. UT MARTIN (11/25/16)
Steals	2, vs. CANISIUS (11/13/16)
Blocks	
Minutes	32, vs. UT MARTIN (11/25/16)

## CAREER HIGHS

Points	13, vs. LOUISVILLE (12/26/15)
FG Made	3, three times, last vs. Alabama (3/11/16)
FG Attempts	8, vs. MONTANA ST. (11/23/14)
3FG Made	3, vs. LOUISVILLE (12/26/15)
3FG Attempts	4, vs. LOUISVILLE (12/26/15)
FT Made	5, vs. ILLINOIS ST. (11/30/15)
FT Attempts	7, vs. ILLINOIS ST. (11/30/15)
Rebounds	4, three times, last vs. UT MARTIN (11/25/16)
Assists	9, vs. UT MARTIN (11/25/16)
Steals	2, three times, last vs. CANISIUS (11/13/16)
Blocks	1, five times, last at Florida (3/1/16)
Minutes	32, vs. UT MARTIN (11/25/16)

## GAME-BY-GAME

Opponent	Date	gs	min	Total		3-Pointers		Free throws		Rebounds			pf	a	t/o	blk	stl	pts	avg	
				fg-fga	pct	3fg-fga	pct	ft-fa	pct	off	def	tot								avg
STEPHEN F. AUSTIN	11/11/16	17	0-1	.000	0-0	.000	1-2	.500	0	0	0	0.0	2	3	1	0	0	1	1.0	
CANISIUS	11/13/16	15	1-2	.500	0-1	.000	0-0	.000	1	0	1	0.5	3	1	0	0	2	2	1.5	
vs #13/13 Michigan State	11/15/16	13	1-3	.333	0-2	.000	1-2	.500	1	1	2	1.0	1	2	0	0	1	3	2.0	
DUQUESNE	11/20/16	20	1-5	.200	0-2	.000	0-0	.000	2	1	3	1.5	1	4	0	0	0	2	2.0	
CLEVELAND STATE	11/23/16	*	6	0-0	.000	0-0	.000	0-0	.000	0	1	1	1.4	1	0	0	0	1	0	1.6
UT-MARTIN	11/25/16	*	32	1-5	.200	0-2	.000	4-4	1.000	2	2	4	1.8	0	9	1	0	1	6	2.3
vs Arizona State	11/28/16	17	2-5	.400	1-3	.333	2-2	1.000	0	3	3	2.0	1	3	0	0	0	7	3.0	
#11/9 UCLA	12/03/16	16	2-4	.500	1-2	.500	0-0	.000	0	1	1	1.9	2	0	0	0	0	5	3.3	
VALPO	12/07/16	26	2-5	.400	2-3	.667	0-0	.000	2	1	3	2.0	1	4	1	0	1	6	3.6	
vs Hofstra	12/11/16	14	1-3	.333	1-2	.500	2-2	1.000	1	0	1	1.9	4	3	0	0	1	5	3.7	
vs #7/6 North Carolina	12/17/16	9	0-0	.000	0-0	.000	0-0	.000	0	2	2	1.9	2	2	0	0	0	0	3.4	
at #10/11 Louisville	12/21/16	17	0-2	.000	0-1	.000	0-0	.000	1	0	1	1.8	1	1	0	0	0	0	3.1	
at Ole Miss	12/29/16	14	0-3	.000	0-1	.000	0-0	.000	0	0	0	1.7	3	1	0	0	0	0	2.8	
TEXAS A&M	1/3/17	20	2-3	.667	1-2	.500	1-1	1.000	0	0	0	1.6	1	1	0	0	2	6	3.1	
Totals		2	236	13-41	.317	6-21	.286	11-13	.846	10	12	22	1.6	23	34	3	0	9	43	3.1

## SUPERLATIVES

Season Stats	Career Stats
10+ points	-
20+ points	-
3+ assists	6
3+ steals	-
10+ rebounds	-
Double-doubles	-
Dunks	1
10+ points	1
20+ points	-
3+ assists	10
3+ steals	-
10+ rebounds	-
Double-doubles	-
Dunks	3

## CAREER STATS

Year	GP-GS	Min-Avg	FG-FGA	Pct	3FG-FGA	Pct	FT-FTA	Pct	Off-Def-Tot-Avg	PF-FO	Ast	TO	Blk	Stl	Pts	Avg
2013-14	33-0	283-8.6	9-31	.290	2-16	.125	5-13	.385	7-16-23-0.7	37-0	12	6	1	4	25	0.8
2014-15	23-9	163-7.1	10-35	.286	5-21	.238	4-10	.400	3-13-16-0.7	14-0	14	5	1	7	29	1.3
2015-16	27-0	249-9.2	17-46	.370	8-29	.276	19-25	.760	13-9-22-0.8	30-0	13	6	3	6	61	2.3
2016-17	14-2	236-16.9	13-41	.317	6-21	.286	11-13	.846	10-12-22-1.6	23-0	34	3	0	9	43	3.1
TOTAL	97-11	931-9.6	49-153	.320	21-87	.241	39-61	.639	33-50-83-0.9	104-0	73	20	5	26	158	1.6



## DILLON PULLIAM

30

RS Sophomore • Guard • 6-3 • Cynthiana, Ky.  
Transylvania University • Computer Engineering

## BIO BLAST

- Logged a rebound and an assist in the win over Duquesne
- Made his UK debut playing the final two minutes of the Canisius game
- Sat out the 2015-16 season due to NCAA transfer rules
- Played his freshman season at Transylvania University where he averaged 4.8 points and 3.4 rebounds per game
- SEC Academic Honor Roll member
- Took a mission trip to Belize this summer with Sports Reach

## SEASON AVERAGES

Games played .....	5
Minutes/game .....	1.6
Points/game .....	0.0
FG Pct. ....	0.0
3FG Pct. ....	0.0
FT Pct. ....	0.0
Rebounds/game .....	0.2
Assists/game .....	0.2
Turnovers/game .....	0.2
Assist/turnover ratio .....	1.0
Steals/game .....	0.0
Blocks/game .....	0.0

## SEASON HIGHS

Points .....	0
FG Made .....	0
FG Attempts .....	1, vs. Arizona St. (11/28/16)
3FG Made .....	0
3FG Attempts .....	0
FT Made .....	0
FT Attempts .....	0
Rebounds .....	1, vs. DUQUESNE (11/20/16)
Assists .....	1, vs. DUQUESNE (11/20/16)
Steals .....	0
Blocks .....	0
Minutes .....	2, three times, last vs. TEXAS A&M (1/3/7)

## CAREER HIGHS

Points .....	0
FG Made .....	0
FG Attempts .....	1, vs. Arizona St. (11/28/16)
3FG Made .....	0
3FG Attempts .....	0
FT Made .....	0
FT Attempts .....	0
Rebounds .....	1, vs. DUQUESNE (11/20/16)
Assists .....	1, vs. DUQUESNE (11/20/16)
Steals .....	0
Blocks .....	0
Minutes .....	2, three times, last vs. TEXAS A&M (1/3/7)

## GAME-BY-GAME

Opponent	Date	gs	min	Total fg-fga	pct	3-Pointers fg-fga	pct	Free throws ft-fa	pct	Rebounds off	def	tot	avg	pf	a	t/o	blk	stl	pts	avg
STEPHEN F. AUSTIN	11/11/16	dnp	-	-	-	-	-	-	-	-	-	-	-	-	-	-	-	-	-	-
CANISIUS	11/13/16	2	0-0	.000	0-0	.000	0-0	.000	0-0	.000	0	0	0.0	0	0	0	0	0	0	0.0
vs #13/13 Michigan State	11/15/16	dnp	-	-	-	-	-	-	-	-	-	-	-	-	-	-	-	-	-	-
DUQUESNE	11/20/16	2	0-0	.000	0-0	.000	0-0	.000	0-0	.000	0	1	0.5	0	1	1	0	0	0	0.0
CLEVELAND STATE	11/23/16	dnp	-	-	-	-	-	-	-	-	-	-	-	-	-	-	-	-	-	-
UT-MARTIN	11/25/16	1	0-0	.000	0-0	.000	0-0	.000	0-0	.000	0	0	0.3	0	0	0	0	0	0	0.0
vs Arizona State	11/28/16	1	0-1	.000	0-0	.000	0-0	.000	0-0	.000	0	0	0.3	0	0	0	0	0	0	0.0
#11/9 UCLA	12/03/16	dnp	-	-	-	-	-	-	-	-	-	-	-	-	-	-	-	-	-	-
VALPO	12/07/16	dnp	-	-	-	-	-	-	-	-	-	-	-	-	-	-	-	-	-	-
vs Hofstra	12/11/16	dnp	-	-	-	-	-	-	-	-	-	-	-	-	-	-	-	-	-	-
vs #7/6 North Carolina	12/17/16	dnp	-	-	-	-	-	-	-	-	-	-	-	-	-	-	-	-	-	-
at #10/11 Louisville	12/21/16	dnp	-	-	-	-	-	-	-	-	-	-	-	-	-	-	-	-	-	-
at Ole Miss	12/29/16	dnp	-	-	-	-	-	-	-	-	-	-	-	-	-	-	-	-	-	-
TEXAS A&M	1/3/17	2	0-0	.000	0-0	.000	0-0	.000	0-0	.000	0	0	0.2	0	0	0	0	0	0	0.0
Totals		0	8	0-1	.000	0-0	.000	0-0	.000	0	1	1	0.2	0	1	1	0	0	0	0.0

## SUPERLATIVES

Season Stats	Career Stats
10+ points	-
20+ points	-
3+ assists	-
3+ steals	-
10+ rebounds	-
Double-doubles	-
Dunks	-

## CAREER STATS

Year	GP-GS	Min-Avg	FG-FGA	Pct	3FG-FGA	Pct	FT-FTA	Pct	Off-Def-Tot-Avg	PF-FO	Ast	TO	Blk	Stl	Pts	Avg
2016-17	5-0	8-1.6	0-1	.000	0-0	.000	0-0	.000	0-1-1-0.2	0-0	1	1	0	0	0	0.0
TOTAL	5-0	8-1.6	0-1	.000	0-0	.000	0-0	.000	0-1-1-0.2	0-0	1	1	0	0	0	0.0





# WENYEN GABRIEL

Freshman • Forward • 6-9 • Manchester, N.H.  
Wilbraham & Monson Academy • Undergraduate Studies

# 32

## BIO BLAST

- Totaled 10 points, seven rebounds, four assists and two blocks vs. Arizona State
- Has grabbed at least four rebounds in 11 of his last 12 games
- Blocked a career-high three shots against Valpo
- Did a little bit of everything in the win against Cleveland State, recording his first career double-double with 10 points and 10 rebounds in addition to six assists
- Had a strong performance vs. Michigan State bringing energy off the bench with three steals, two assists, a block, a dunk in addition to going two of two from the line
- Scored 10 points in 18 minutes off the bench in his UK debut
- Knocked down his first career 3 against Canisius to extend UK's made 3 streak to 977 games
- After scoring nine points vs. Clarion, Clarion's head coach said of Gabriel: "I love that kid. That kid, he might be the best one of them all"
- Averaged 22.0 points, 14.0 rebounds, 7.0 blocks and 6.3 assists as a senior at Wilbraham & Monson Academy
- Named to the Naismith All-America Third Team as a high school senior
- Born in Khartoum, Sudan

## SEASON AVERAGES

Games played	14
Minutes/game	19.6
Points/game	5.7
FG Pct	.483
3FG Pct	.222
FT Pct	.818
Rebounds/game	5.6
Assists/game	1.2
Turnovers/game	0.9
Assist/turnover ratio	1.4
Steals/game	0.5
Blocks/game	0.9

## SEASON HIGHS

Points..... 15, vs. UT MARTIN (11/25/16)  
 FG Made.....5, twice, last vs. Arizona St. (11/28/16)  
 FG Attempts..... 11, vs. Arizona St. (11/28/16)  
 3FG Made..... 1, four times, last vs. TEXAS A&M (1/3/17)  
 3FG Attempts...3, twice, last vs. CLEVELAND ST. (11/23/16)  
 FT Made..... 6, vs. UT MARTIN (11/25/16)  
 FT Attempts.....6, vs. UT MARTIN (11/25/16)  
 Rebounds.....10, vs. CLEVELAND ST. (11/23/16)  
 Assists.....6, vs. CLEVELAND ST. (11/23/16)  
 Steals..... 3, vs. Michigan St. (11/15/16)  
 Blocks..... 3, vs. VALPO (12/07/16)  
 Minutes..... 28, vs. UT MARTIN (11/25/16)

## CAREER HIGHS

Points..... 15, vs. UT MARTIN (11/25/16)  
 FG Made.....5, twice, last vs. Arizona St. (11/28/16)  
 FG Attempts..... 11, vs. Arizona St. (11/28/16)  
 3FG Made..... 1, four times, last vs. TEXAS A&M (1/3/17)  
 3FG Attempts...3, twice, last vs. CLEVELAND ST. (11/23/16)  
 FT Made..... 6, vs. UT MARTIN (11/25/16)  
 FT Attempts.....6, vs. UT MARTIN (11/25/16)  
 Rebounds.....10, vs. CLEVELAND ST. (11/23/16)  
 Assists.....6, vs. CLEVELAND ST. (11/23/16)  
 Steals..... 3, vs. Michigan St. (11/15/16)  
 Blocks..... 3, vs. VALPO (12/07/16)  
 Minutes..... 28, vs. UT MARTIN (11/25/16)

## GAME-BY-GAME

Opponent	Date	gs	min	Total		3-Pointers		Free throws		Rebounds				pf	a	t/o	blk	stl	pts	avg
				fg-fga	pct	3fg-fga	pct	ft-fa	pct	off	def	tot	avg							
STEPHEN F. AUSTIN	11/11/16		18	5-6	.833	0-1	.000	0-1	.000	0	2	2	2.0	2	0	0	0	2	10	10.0
CANISIUS	11/13/16		17	1-4	.250	1-3	.333	0-0	.000	2	1	3	2.5	3	0	0	0	0	3	6.5
vs #13/13 Michigan State	11/15/16		24	1-2	.500	0-1	.000	2-2	1.000	3	3	6	3.7	3	2	0	1	3	4	5.7
DUQUESNE	11/20/16	*	22	3-5	.600	0-1	.000	2-2	1.000	3	3	6	4.3	2	0	1	1	0	8	6.3
CLEVELAND STATE	11/23/16		26	4-8	.500	1-3	.333	1-3	.333	4	6	10	5.4	4	6	1	1	0	10	7.0
UT-MARTIN	11/25/16	*	28	4-6	.667	1-1	1.000	6-6	1.000	2	4	6	5.5	4	1	2	0	0	15	8.3
vs Arizona State	11/28/16	*	20	5-11	.455	0-1	.000	0-0	.000	3	4	7	5.7	2	4	1	2	0	10	8.6
#11/9 UCLA	12/03/16	*	17	1-2	.500	0-1	.000	0-0	.000	5	3	8	6.0	1	0	2	0	0	2	7.8
VALPO	12/07/16	*	19	1-3	.333	0-1	.000	1-1	1.000	1	5	6	6.0	4	1	2	3	0	3	7.2
vs Hofstra	12/11/16		13	1-2	.500	0-1	.000	0-0	.000	1	3	4	5.8	3	1	1	0	0	2	6.7
vs #7/6 North Carolina	12/17/16	*	21	1-3	.333	0-1	.000	2-3	.667	3	3	6	5.8	3	0	2	1	0	4	6.5
at #10/11 Louisville	12/21/16	*	12	0-2	.000	0-1	.000	2-2	1.000	3	4	7	5.9	3	0	0	2	1	2	6.1
at Ole Miss	12/29/16	*	14	1-2	.500	0-0	.000	0-0	.000	1	2	3	5.7	3	2	0	2	1	2	5.8
TEXAS A&M	1/3/17	*	23	1-4	.250	1-2	.500	2-2	1.000	2	2	4	5.6	3	0	0	0	0	5	5.7
Totals		9	274	29-60	.483	4-18	.222	18-22	.818	33	45	78	5.6	40	17	12	13	7	80	5.7

## SUPERLATIVES

Season Stats		Career Stats	
10+ points	4	10+ points	4
20+ points	-	20+ points	-
3+ blocks	1	3+ blocks	1
3+ steals	1	3+ steals	1
10+ rebounds	1	10+ rebounds	1
Double-doubles	1	Double-doubles	1
Dunks	4	Dunks	4

## CAREER STATS

Year	GP-GS	Min-Avg	FG-FGA	Pct	3FG-FGA	Pct	FT-FTA	Pct	Off-Def-Tot-Avg	PF-FO	Ast	TO	Blk	Stl	Pts	Avg
2016-17	14-9	274-19.6	29-60	.483	4-18	.222	18-22	.818	33-45-78-5.6	40-0	17	12	13	7	80	5.7
TOTAL	14-9	274-19.6	29-60	.483	4-18	.222	18-22	.818	33-45-78-5.6	40-0	17	12	13	7	80	5.7



## DEREK WILLIS

35

Senior • Forward • 6-9 • Mt. Washington, Ky.  
Bullitt East • Communication

## BIO BLAST

- Has hit at least one 3-pointer in eight consecutive games
- Scored in double figures in three straight games from Nov. 28 to Dec. 7
- Contributed eight points, a team-high eight rebounds and two steals vs. Hofstra
- In an all-around effort, he registered 11 points, six rebounds, an assist, a block and a steal vs. Arizona State
- A late addition to the UK starting lineup against Stephen F. Austin, he scored 15 points on 5 of 7 from the field with five rebounds, three blocks and a steal
- Enjoyed a breakout season during his junior campaign where he saw action in 32 games and made 11 starts
- Had career highs in points, points per game, blocks, assists, rebounds, rebounds per game, 3-pointers, field-goal percentage and minutes in 2015-16
- Averaged 7.7 points and 4.0 rebounds per game as a junior and hit 53 3-pointers on the season, which ranked third on the team
- Had a stretch of games last year where he hit at least one 3-pointer in 17 straight games
- Has Native American heritage from his mother's side of the family

## SEASON AVERAGES

Games played	14
Minutes/game	19.1
Points/game	6.7
FG Pct	46.7
3FG Pct	31.8
FT Pct	76.9
Rebounds/game	4.4
Assists/game	1.0
Turnovers/game	0.7
Assist/turnover ratio	1.4
Steals/game	0.9
Blocks/game	1.0

## SEASON HIGHS

Points	15, vs. SFA (11/11/16)
FG Made	5, twice, last vs. VALPO (12/07/16)
FG Attempts	9, vs. VALPO (12/07/16)
3FG Made	2, three times, last vs. Hofstra (12/11/16)
3FG Attempts	5, twice, last at Louisville (12/21/16)
FT Made	4, vs. SFA (11/11/16)
FT Attempts	4, vs. SFA (11/11/16)
Rebounds	9, twice, last at Ole Miss (12/29/16)
Assists	3, vs. Michigan St. (11/15/16)
Steals	2, twice last, vs. Hofstra (12/11/16)
Blocks	3, vs. SFA (11/11/16)
Minutes	31, vs. SFA (11/11/16)

## CAREER HIGHS

Points	25, vs. TENNESSEE (2/18/16)
FG Made	8, vs. TENNESSEE (2/18/16)
FG Attempts	12, vs. TENNESSEE (2/18/16)
3FG Made	7, vs. TENNESSEE (2/18/16)
3FG Attempts	11, vs. TENNESSEE (2/18/16)
FT Made	8, vs. Georgia (3/12/16)
FT Attempts	8, vs. Georgia (3/12/16)
Rebounds	12, twice, last vs. MISSOURI (1/27/17)
Assists	3, twice, last vs. Michigan St. (11/15/16)
Steals	3, at Kansas (1/30/16)
Blocks	4, twice, last vs. Georgia (3/12/16)
Minutes	35, twice, last at Tennessee (2/2/16)

## GAME-BY-GAME

Opponent	Date	gs	min	Total		3-Pointers		Free throws		Rebounds		pf	a	t/o	blk	stl	pts	avg			
				fg	pct	3fg	pct	ft	pct	off	def								tot	avg	
STEPHEN F. AUSTIN	11/11/16	*	31	5-7	.714	1-3	.333	4-4	1.000	1	4	5	5.0	1	2	0	3	15	15.0		
CANISIUS	11/13/16	*	16	1-2	.500	0-1	.000	0-0	.000	0	2	2	3.5	0	0	1	0	2	8.5		
vs #13/13 Michigan State	11/15/16	*	16	0-1	.000	0-0	.000	0-0	.000	0	2	2	3.0	1	3	1	2	0	5.7		
DUQUESNE	11/20/16		15	1-4	.250	1-4	.250	2-2	1.000	0	3	3	3.0	3	1	0	2	5	5.5		
CLEVELAND STATE	11/23/16	*	20	3-6	.500	1-3	.333	0-0	.000	1	4	5	3.4	3	1	1	1	7	5.8		
UT-MARTIN	11/25/16		8	1-3	.333	0-1	.000	0-0	.000	1	0	1	3.0	1	0	0	1	2	5.2		
vs Arizona State	11/28/16		16	4-6	.667	1-3	.333	2-2	1.000	1	5	6	3.4	1	1	1	1	11	6.0		
#11/9 UCLA	12/03/16		22	4-7	.571	2-4	.500	1-2	.500	1	3	4	3.5	3	2	0	0	11	6.6		
VALPO	12/07/16		15	5-9	.556	2-5	.400	0-0	.000	3	1	4	3.6	1	0	2	0	12	7.2		
vs Hofstra	12/11/16	*	23	3-7	.429	2-4	.500	0-0	.000	2	6	8	4.0	0	2	0	1	8	7.3		
vs #7/6 North Carolina	12/17/16		19	1-2	.500	1-2	.500	0-0	.000	0	1	1	3.7	1	0	1	0	3	6.9		
at #10/11 Louisville	12/21/16		28	2-7	.286	1-5	.200	1-2	.500	3	6	9	4.2	1	1	1	0	6	6.8		
at Ole Miss	12/29/16		24	3-7	.429	1-4	.250	0-1	.000	2	7	9	4.5	2	1	1	2	0	7.6		
TEXAS A&M	1/3/17		14	2-7	.286	1-5	.200	0-0	.000	1	2	3	4.4	0	0	1	0	5	6.7		
Totals			5	267	35-75	.467	14-44	.318	10-13	.769	16	46	62	4.4	18	14	10	14	12	94	6.7

## SUPERLATIVES

Season Stats		Career Stats	
10+ points	4	10+ points	15
20+ points	-	20+ points	1
3+ blocks	1	3+ blocks	4
3+ assists	1	3+ assists	2
10+ rebounds	-	10+ rebounds	2
Double-doubles	-	Double-doubles	2
Dunks	4	Dunks	16

## CAREER STATS

Year	GP-GS	Min-Avg	FG-FGA	Pct	3FG-FGA	Pct	FT-FTA	Pct	Off-Def-Tot-Avg	PF-FO	Ast	TO	Blk	Stl	Pts	Avg
2013-14	14-0	39-2.8	3-9	.333	1-6	.167	9-12	.750	1-7-8-0.6	0-0	0	4	0	1	16	1.1
2014-15	19-0	75-3.9	7-18	.389	5-15	.333	6-6	1.000	5-9-14-0.7	5-0	5	8	3	2	25	1.3
2015-16	32-11	596-18.6	81-168	.482	53-120	.442	32-36	.889	30-97-127-4.0	55-2	12	22	24	21	247	7.7
2016-17	14-5	267-19.1	35-75	.467	14-44	.318	10-13	.769	16-46-62-4.4	18-0	14	10	14	12	94	6.7
TOTAL	79-16	977-12.4	126-270	.467	73-185	.395	57-67	.851	52-159-211-2.7	78-2	31	44	41	36	382	4.8





# #1/1 Kentucky 101, Cleveland State 70 Nov. 23, 2016 | Lexington, Ky.

## CLEVELAND STATE 70 • 1-3

#	Player	Total		3-Ptr		Rebounds			PF	TP	A	TO	Blk	Stl	Min
		FG-FGA	FG-FGA	FT-FTA	Off	Def	Tot								
00	Sloan, Derek	1-3	0-1	2-2	0	1	4	5	4	0	3	0	0	16	
01	Carpenter, Kenny	1-5	0-1	2-2	0	1	1	1	4	0	2	0	0	12	
03	Edwards, Rob	12-21	2-7	2-2	1	3	4	0	28	2	2	0	0	32	
04	Wright, Anthony	2-5	0-1	0-1	0	3	3	3	4	1	1	1	1	21	
05	Blount, Jibri	2-4	0-1	2-2	0	3	3	4	6	0	3	0	0	22	
12	Thomas, Kasheem	0-2	0-1	0-0	0	0	0	0	0	0	3	0	0	14	
13	Maxwell, Nelson	1-2	1-1	0-0	0	1	1	1	3	2	0	0	2	5	
20	Word, Bobby	4-11	3-8	3-4	0	3	3	4	14	1	3	0	0	25	
21	Hasbargen, Tim	0-1	0-1	0-0	0	1	1	0	0	0	0	0	0	5	
22	Clayborne, Evan	0-1	0-0	0-2	2	3	5	5	0	0	1	0	0	19	
23	Hairston, Jamarcus	2-6	0-4	3-4	2	1	3	2	7	1	0	0	1	19	
55	Levitt, Daniel	0-3	0-1	0-0	1	0	1	2	0	0	0	0	1	10	
	Team				4	2	6				1				
Totals		25-64	6-27	14-19	11	25	36	27	70	7	19	1	5	200	
FG % 1st Half: 14-29		48.3%	2nd half: 11-35	31.4%	Game: 25-64		39.1%							Deadball Rebound: 2.1	
3FG % 1st Half: 3-10		30.0%	2nd half: 3-17	17.6%	Game: 6-27		22.2%								
FT % 1st Half: 4-6		66.7%	2nd half: 10-13	76.9%	Game: 14-19		73.7%								

FG % 1st Half: 14-29 48.3% 2nd half: 11-35 31.4% Game: 25-64 39.1%  
 3FG % 1st Half: 3-10 30.0% 2nd half: 3-17 17.6% Game: 6-27 22.2%  
 FT % 1st Half: 4-6 66.7% 2nd half: 10-13 76.9% Game: 14-19 73.7%

## Kentucky 101 • 5-0

#	Player	Total	3-Ptr	Rebounds	PF	TP	A	TO	Blk	Stl	Min			
		FG-FGA	FG-FGA	FT-FTA	Off	Def	Tot							
03	Adebayo, Edrice	f 5-8	0-0	4-4	2	5	7	4	14	2	1	0	26	
35	Willis, Derek	f 3-6	1-3	0-0	1	4	5	3	7	1	1	1	20	
00	Fox, De'Aaron	g 6-15	0-2	4-7	0	4	4	1	16	11	2	1	2	33
05	Monk, Malik	g 8-12	4-6	3-5	0	3	3	1	23	4	3	0	2	30
25	Hawkins, Dominique	g 0-0	0-0	0-0	0	1	1	1	0	0	0	0	1	6
01	Killeya-Jones, Sacha	1-2	0-0	3-5	0	2	2	0	5	0	0	1	0	11
10	David, Jonny	0-1	0-0	0-0	0	0	0	0	0	0	0	0	0	3
11	Mulder, Mychal	5-10	3-7	0-0	2	0	2	1	13	0	2	1	0	22
14	Wynyard, Tai	2-2	0-0	0-1	1	2	3	0	4	0	0	0	0	4
15	Humphries, Isaac	4-6	0-0	1-1	5	4	9	3	9	1	2	0	0	11
20	Calipari, Brad	0-3	0-3	0-0	0	0	0	0	0	0	1	1	0	8
32	Gabriel, Wenyen	4-8	1-3	1-3	4	6	10	4	10	6	1	1	0	26
	Team				1	0	1							
Totals		38-73	9-24	16-26	16	31	47	18	101	25	13	6	6	200
FG % 1st Half: 21-37		56.8%	2nd half: 17-36	47.2%	Game: 38-73		52.1%							Deadball
3FG % 1st Half: 7-12	58.3%	2nd half: 2-12	16.7%	Game: 9-24		37.5%								Rebound
FT % 1st Half: 7-13	53.8%	2nd half: 9-13	69.2%	Game: 16-26		61.5%								3

FG % 1st Half: 21-37 56.8% 2nd half: 17-36 47.2% Game: 38-73 52.1%  
 3FG % 1st Half: 7-12 58.3% 2nd half: 2-12 16.7% Game: 9-24 37.5%  
 FT % 1st Half: 7-13 53.8% 2nd half: 9-13 69.2% Game: 16-26 61.5%

Officials: Karl Hess, Antino Petty, Rob Rorke  
 Technical fouls: CLEVELAND STATE-None. Kentucky-None.  
 Attendance: 22441

Score by periods	1st	2nd	Total
CLEVELAND STATE	35	35	70
Kentucky	56	45	101

Last FG - CSU 2nd-00:24, UK 2nd-00:28.  
 Largest lead - CSU None, UK by 41 2nd-06:00.  
 CSU led for 00:00. UK led for 39:44. Game was tied for 00:16.

Points	In	Off	2nd	Fast	Bench
CSU	20	13	13	6	70
UK	52	29	25	12	41

Score tied - 0 times.  
 Lead changed - 0 times.

# #1/1 Kentucky 111, UT Martin 76 Nov. 25, 2016 | Lexington, Ky.

## UT MARTIN 76 • 5-2

#	Player	Total		3-Ptr		Rebounds			PF	TP	A	TO	Blk	Stl	Min
		FG-FGA	FG-FGA	FT-FTA	FT-FTA	Off	Def	Tot							
00	Jackson, Jalen	1-2	0-1	3-4	0	0	0	1	5	2	0	0	0	1	5
01	Butler, Matthew	6-15	2-8	1-1	0	3	3	2	15	4	6	0	0	31	
02	Mobley, Jacobly	6-16	2-8	0-0	2	1	3	3	14	4	1	0	1	1	33
03	Bailey, Dante	1-2	1-1	0-0	0	1	1	1	3	1	1	0	0	10	
04	Edwards, Kedar	5-11	3-6	0-0	2	2	4	1	13	3	3	1	0	28	
05	Fofana, Mike	0-2	0-1	4-4	0	0	0	3	4	0	1	0	0	12	
10	Rowe, Chandler	1-2	1-1	3-6	1	1	2	4	6	0	3	1	2	17	
12	Lewis, Fatodd	0-4	0-0	0-2	0	1	1	2	0	0	1	0	0	21	
21	London, Mark	1-1	0-0	0-1	0	1	1	3	2	0	0	0	0	7	
22	Beaufort, Kahari	1-4	0-1	1-1	0	1	1	1	3	0	0	0	2	7	
25	Martinez, Javier	5-7	0-0	1-1	0	4	4	4	11	1	0	0	2	28	
44	Detlev, Nick	0-0	0-0	0-0	0	0	0	0	0	0	0	0	0	1	
Team						6		0							
Totals		27-66	9-27	13-20	11	15	26	25	76	15	17	2	8	200	
FG % 1st Half: 16-33		48.5%	2nd half: 11-33	33.3%	Game: 27-66		40.9%		Deadball						
3FG % 1st Half: 4-12		33.3%	2nd half: 5-15	33.3%	Game: 9-21		33.3%		Rebounds						
FT % 1st Half: 2-2		100.0	2nd half: 11-18	61.1%	Game: 13-20		65.0%		3.1						

FG % 1st Half: 16-33 48.5% 2nd half: 11-33 33.3% Game: 27-66 40.9%  
 3FG % 1st Half: 4-12 33.3% 2nd half: 5-15 33.3% Game: 9-27 33.3%  
 FT % 1st Half: 2-2 100.0% 2nd half: 11-18 61.1% Game: 13-20 65.0%

## Kentucky 111 • 6-0

#	Player		Total		3-Ptr		Rebounds			PF	TP	A	TO	Blk	Stl	Min
			FG-FGA	FG-FGA	FT-FTA	FT-FTA	Off	Def	Tot							
03	Adebayo, Edrice	r	5-10	0-0	5-8	8	4	12	0	15	0	1	1	0	25	
32	Gabriel, Wenyen	r	4-6	1-1	6-6	2	4	6	4	15	1	2	0	0	28	
00	Fox, De'Aaron	g	7-12	0-3	2-4	1	5	6	2	16	5	4	0	3	28	
05	Monk, Malik	g	10-17	2-8	4-4	0	2	2	2	26	7	2	0	1	29	
25	Hawkins, Dominique	g	1-5	0-2	4-4	2	2	4	0	6	9	1	0	1	32	
01	Killeya-Jones, Sacha		6-8	0-0	0-0	1	3	4	3	12	0	1	1	0	13	
10	David, Jonny		0-0	0-0	0-0	0	0	0	0	0	0	1	0	0	1	
11	Mulder, Mychal		4-5	4-5	0-0	0	2	3	12	1	1	0	0	2	15	
14	Wynyard, Tai		0-1	0-0	0-0	1	1	2	0	1	0	0	0	0	3	
15	Humphries, Isaac		3-5	0-0	1-1	2	1	3	2	7	0	0	2	0	12	
20	Calipari, Brad		0-2	0-2	0-0	0	0	0	1	0	0	0	0	0	5	
30	Pulliam, Dillon		0-0	0-0	0-0	0	0	0	0	0	0	0	0	0	1	
35	Willis, Derek		1-3	0-1	0-0	1	0	1	1	2	0	0	1	0	8	
Team							1	5	6							
Totals			41-74	7-22	22-29	19	29	48	18	111	24	12	5	7	200	
FG % 1st Half: 18-33			54.5%	2nd half: 23-41	56.1%	Game: 41-74			55.4%	Deadball Rebound 5.3						
3FG % 1st Half: 4-13			30.8%	2nd half: 3-9	33.3%	Game: 7-22			31.8%							
FT % 1st Half: 13-17			76.5%	2nd half: 9-12	75.0%	Game: 22-29			75.9%							

FG % 1st Half: 18-33 54.5% 2nd half: 23-41 56.1% Game: 41-74 55.4%  
 3FG % 1st Half: 4-13 30.8% 2nd half: 3-9 33.3% Game: 7-22 31.8%  
 FT % 1st Half: 13-17 76.5% 2nd half: 9-12 75.0% Game: 22-29 75.9%

Officials: Joe Lindsay, Ron Groover, K.B. Burdett, Jr.  
 Technical fouls: UT MARTIN-None. Kentucky-None.  
 Attendance: 23324

Score by periods	1st	2nd	Total
UT MARTIN	38	38	76
Kentucky	53	58	111

Last FG - UTM 2nd-01:13, UK 2nd-01:00.  
 Largest lead - UTM by 3 1st-18:53, UK by 48 2nd-08:46.  
 UTM led for 02:01. UK led for 36:49. Game was tied for 01:07.

Points	In	Off	2nd	Fast	Bench
UTM	28	16	6	10	76
UK	54	29	25	16	33

Score tied - 0 times.  
 Lead changed - 3 times.

# #1/1 Kentucky 115, Arizona State 69 Nov. 28, 2016 | Paradise Island, Bahamas

## ARIZONA STATE 69 • 4-3

#	Player	Total		3-Ptr		Rebounds			PF	TP	A	TO	Blk	Stl	Min
		FG-FGA	FG-FGA	FT-FTA	Off	Def	Tot								
05	Oleka, Obinna	f	6-9	0-1	2-2	4	7	11	3	14	3	1	2	1	33
00	Holder, Tra		5-13	1-2	1-1	1	1	2	0	12	2	2	0	2	32
03	Cunliffe, Sam	g	4-16	3-8	3-6	0	4	4	3	14	1	2	0	1	31
04	Graham, Torian	g	4-16	0-6	4-4	1	2	3	1	12	2	0	0	0	32
11	Evans II, Shannon	g	4-12	2-5	1-2	0	3	3	2	11	6	5	1	0	32
22	Witherill, Austin	g	0-0	0-0	0-0	0	0	0	0	0	0	0	0	0	1
33	Vila, Ramon		0-0	0-0	0-0	0	1	1	4	0	0	0	0	1	13
42	Tshisumpa, Jethro		0-1	0-0	0-0	2	2	4	5	0	0	1	0	0	4
44	Justice, Kodi		2-6	2-4	0-0	0	2	2	3	6	1	2	0	0	22
Team							3	0	3						
Totals			25-73	8-26	11-15	11	22	33	21	69	15	13	4	4	200
FG % 1st Half: 12-35 34.3% 2nd half: 13-38 34.2% Game: 25-73 34.2%															
3FG % 1st Half: 6-17 35.3% 2nd half: 2-9 22.2% Game: 8-26 30.8%															
FT % 1st Half: 0-0 0.0% 2nd half: 11-15 73.3% Game: 11-15 73.3%															
Deadball Rebounds: 2															

FG % 1st Half: 12-35 34.3% 2nd half: 13-38 34.2% Game: 25-73 34.2%  
 3FG % 1st Half: 6-17 35.3% 2nd half: 2-9 22.2

## #6/7 Kentucky 87, Valparaiso 63

### Dec. 7, 2016 | Lexington, Ky.

#### VALPO 63 • 7-2

#	Player	Total		3-Ptr		Rebounds			PF	TP	A TO Blk Stl				Min
		FG-FGA	FG-FGA	FT-FTA	FT-FTA	Off	Def	Tot			A	TO	Blk	Stl	
23	Adekoya, Jubril	r	2-4	1-2	2-3	0	6	6	4	7	0	5	0	3	28
25	Peters, Alec	r	9-20	1-2	4-4	4	4	8	1	23	0	1	0	0	33
02	Walker, Tevonn	g	3-7	0-1	2-4	2	3	5	4	8	1	2	0	1	31
11	Hammink, Shane	g	2-9	1-3	3-4	2	1	3	2	8	3	2	1	2	29
05	Williams, Lexus	g	1-5	0-1	0-0	0	3	3	4	2	0	5	0	2	15
15	Bradford, Micah		2-10	0-4	0-0	0	1	1	1	4	1	0	0	0	15
03	Joseph, Max		0-3	0-0	0-2	0	0	0	4	0	0	3	0	0	12
14	Sorolla, Jaume		3-6	0-0	2-2	7	2	9	3	8	0	0	0	0	14
22	Smits, Derrick		0-1	0-0	0-0	0	0	0	0	0	0	0	0	0	5
21	Davidson, Nick		1-2	1-2	0-0	1	2	3	1	3	1	1	0	0	16
33	Kiser, John		0-0	0-0	0-0	0	0	0	1	0	0	0	0	0	2
Team						2	1	3							
Totals			23-67	4-15	13-19	18	23	41	25	63	6	19	1	8	200

FG % 1st Half: 8-29 27.6% 2nd half: 15-38 39.5% Game: 23-67 34.3%  
 3FG % 1st Half: 2-7 28.6% 2nd half: 2-8 25.0% Game: 4-15 26.7%  
 FT % 1st Half: 6-12 50.0% 2nd half: 7-7 100.0% Game: 13-19 68.4%

#### Kentucky 87 • 8-1

#	Player	Total		3-Ptr		Rebounds			PF	TP	A TO Blk Stl				Min
		FG-FGA	FG-FGA	FT-FTA	FT-FTA	Off	Def	Tot			A	TO	Blk	Stl	
03	Adebayo, Edrice	r	5-9	0-0	6-8	3	4	7	2	16	0	3	1	1	29
32	Gabriel, Wenyen	r	1-3	0-1	1-1	1	5	6	4	3	1	2	3	0	19
00	Fox, De'Aaron	g	3-9	0-1	3-8	1	6	7	1	9	5	1	1	2	29
05	Monk, Malik	g	6-13	1-5	2-2	1	1	2	2	15	1	2	0	0	22
13	Briscoe, Isaiah	g	4-7	0-1	2-3	0	1	1	2	10	2	3	0	2	24
01	Killeya-Jones, Sacha		1-2	0-0	0-2	2	1	3	1	2	0	2	2	0	8
11	Mulder, Mychal		4-10	1-5	0-0	4	3	7	1	9	2	0	1	0	16
15	Humphries, Isaac		1-2	0-0	0-0	1	2	3	3	2	0	1	1	0	9
20	Calipari, Brad		1-2	1-2	0-0	0	0	0	0	3	0	0	0	0	3
25	Hawkins, Dominique		2-5	2-3	0-0	2	1	3	1	6	4	1	0	1	26
35	Willis, Derek		5-9	2-5	0-0	3	1	4	1	12	0	2	0	1	15
Team						3	2	5							
Totals			33-71	7-23	14-24	21	27	48	18	87	15	17	9	7	200

FG % 1st Half: 18-38 47.4% 2nd half: 15-33 45.5% Game: 33-71 46.5%  
 3FG % 1st Half: 2-10 20.0% 2nd half: 5-13 38.5% Game: 7-23 30.4%  
 FT % 1st Half: 7-10 70.0% 2nd half: 7-14 50.0% Game: 14-24 58.3%

Officials: Pat Adams, Karl Hess, KB Burdett  
 Technical fouls: VALPO-None. Kentucky-None.  
 Attendance: 21805

Score by periods	1st	2nd	Total								
VALPO	24	39	63	Points	In	Off	2nd	Fast			
Kentucky	45	42	87	Paint	T/O	Chance	Break	Bench			
				VALPO	32	11	19	2	15		
				UK	46	19	20	18	34		

Last FG - VALPO 2nd-01:06, UK 2nd-02:01.  
 Largest lead - VALPO None, UK by 34 2nd-10:14.  
 VALPO led for 00:00. UK led for 38:50. Game was tied for 01:10.

Score tied - 2 times.  
 Lead changed - 0 times.

## #6/7 Kentucky 96, Hofstra 73

### Dec. 11, 2016 | Brooklyn, N.Y.

#### Hofstra 73 • 6-5

#	Player	Total		3-Ptr		Rebounds			PF	TP	A TO Blk Stl				Min
		FG-FGA	FG-FGA	FT-FTA	FT-FTA	Off	Def	Tot			A	TO	Blk	Stl	
00	GREER, Ty	r	1-8	0-2	1-4	2	2	4	2	3	1	1	0	0	27
11	GUSTYS, Rokas	r	6-10	0-0	1-1	3	5	8	3	13	2	4	0	0	25
02	POWERS, Deron	g	4-15	1-5	9-11	1	4	5	2	18	5	2	0	0	38
05	PEMBERTON, Eli		1-6	1-3	1-2	2	0	2	5	4	1	1	0	0	24
14	BERNARDI, Brian	g	1-6	1-5	4-5	0	2	2	0	7	2	1	0	0	31
03	WRIGHT-FOREMAN, J		4-9	1-3	5-6	0	4	4	1	14	0	1	0	0	17
24	ROBINSON, Jamall		2-6	2-4	0-1	2	4	6	2	6	0	1	0	1	24
33	SABETY, Hunter		1-2	0-0	2-4	3	4	7	4	4	1	2	1	0	10
44	WALKER, Andre		2-3	0-0	0-0	1	0	1	1	4	0	1	0	0	4
Team						5	1	6							
Totals			22-65	6-22	23-37	19	26	45	20	73	12	14	1	1	200

FG % 1st Half: 10-29 34.5% 2nd half: 12-36 33.3% Game: 22-65 33.8%  
 3FG % 1st Half: 3-12 25.0% 2nd half: 3-10 30.0% Game: 6-22 27.3%  
 FT % 1st Half: 10-16 62.5% 2nd half: 13-21 61.9% Game: 23-37 62.2%

#### Kentucky 96 • 9-1

#	Player	Total		3-Ptr		Rebounds			PF	TP	A TO Blk Stl				Min
		FG-FGA	FG-FGA	FT-FTA	FT-FTA	Off	Def	Tot			A	TO	Blk	Stl	
03	ADEBAYO, Edrice	r	7-10	0-0	0-1	1	6	7	2	14	1	1	2	0	25
35	WILLIS, Derek	r	3-7	2-4	0-0	2	6	8	0	8	2	0	1	2	23
00	FOX, De'Aaron	g	5-8	0-1	5-5	0	5	5	3	15	2	2	0	0	24
05	MONK, Malik	g	7-16	4-10	2-2	1	0	1	4	20	4	0	1	0	29
01	BRISCOE, Isaiah	g	8-11	1-2	2-5	1	1	2	3	19	6	3	0	0	32
13	KILLEA-JONES, Sacha		2-4	0-0	0-0	2	0	2	3	4	0	0	2	1	9
11	MULDER, Mychal		2-6	0-2	2-2	1	4	5	1	6	0	0	0	0	15
15	HUMPHRIES, Isaac		1-4	0-0	1-4	1	2	3	2	3	1	0	2	0	13
20	CALIPARI, Brad		0-1	0-1	0-0	0	0	0	0	2	0	0	0	0	3
25	HAWKINS, Dominique		1-3	1-2	2-2	1	0	1	4	5	3	0	0	1	14
32	GABRIEL, Wenyen		1-2	0-1	0-0	1	3	4	3	2	1	1	0	0	13
Team						1	2	3							
Totals			37-72	8-23	14-21	12	29	41	27	96	20	7	8	4	200

FG % 1st Half: 18-35 51.4% 2nd half: 19-37 51.4% Game: 37-72 51.4%  
 3FG % 1st Half: 5-13 38.5% 2nd half: 3-10 30.0% Game: 8-23 34.8%  
 FT % 1st Half: 7-11 63.6% 2nd half: 7-10 70.0% Game: 14-21 66.7%

Officials: Jamie Luckie, Antinio Petty, Lamar Simpson  
 Technical fouls: Hofstra-None. Kentucky-ADEBAYO, Edrice.  
 Attendance: 7514  
 BROOKLYN HOOPS Winter Festival - Game Two

Score by periods	1st	2nd	Total								
Hofstra	33	40	73	Points	In	Off	2nd	Fast			
Kentucky	48	48	96	Paint	T/O	Chance	Break	Bench			
				HOFSTR	28	7	24	4	28		
				UK	48	23	7	14	20		

Last FG - HOFSTRA 2nd-00:32, UK 2nd-02:55.  
 Largest lead - HOFSTRA None, UK by 31 2nd-06:42.  
 HOFSTRA led for 00:00. UK led for 39:33. Game was tied for 00:15.

Score tied - 0 times.  
 Lead changed - 0 times.

## #6/7 Kentucky 103, #7/6 North Carolina 100

### Dec. 17, 2016 | Las Vegas

#### Kentucky 103 • 10-1

#	Player	Total		3-Ptr		Rebounds			PF	TP	A TO Blk Stl				Min
		FG-FGA	FG-FGA	FT-FTA	FT-FTA	Off	Def	Tot			A	TO	Blk	Stl	
00	Fox, De'Aaron	*	9-21	0-2	6-7	0	4	4	1	24	10	2	0	2	35
03	Adebayo, Edrice	*	6-11	0-0	1-3	4	3	7	5	13	1	0	0	0	19
05	Monk, Malik	*	18-28	8-12	3-5	0	0	0	0	47	2	2	0	1	38
13	Briscoe, Isaiah	*	4-6	1-1	1-2	3	4	7	4	10	4	1	1	0	38
32	Gabriel, Wenyen	*	1-3	0-1	2-3	3	3	6	3	4	0	2	1	0	21
01	Killeya-Jones, Sacha		0-0	0-0	0-0	0	0	0	0	1	0	0	0	0	1
15	Humphries, Isaac		1-3	0-0	0-1	2	3	5	3	2	0	1	0	0	20
25	Hawkins, Dominique		0-0	0-0	0-0	0	2	2	2	0	2	0	0	0	9
35	Willis, Derek		1-2	1-2	0-0	0	1	1	1	3	0	1	0	1	19
Team						3	4	7							
Totals			40-74	10-18	13-21	15	24	39	20	103	19	10	2	4	200

FG % 1st Half: 22-41 53.7% 2nd half: 18-33 54.5% Game: 40-74 54.1%  
 3FG % 1st Half: 5-11 45.5% 2nd half: 5-7 71.4% Game: 10-18 55.6%  
 FT % 1st Half: 7-11 63.6% 2nd half: 6-10 60.0% Game: 13-21 61.9%

#### #7/6 North Carolina 100 • 10-2

#	Player	Total		3-Ptr		Rebounds			PF	TP	A TO Blk Stl				Min
		FG-FA	FG-FA	FT-FTA	Off	Def	Tot	A			TO	Blk	Stl		
00	Nate Britt	0-3	0-1	0-0	0	0	0	1	0	1	1	1	0	14	
02	Joel Berry II	9-15	3-5	2-2	0	5	5	5	23	7	3	0	2	34	
03	Kennedy Meeks	5-7	0-0	2-3	2	5	7	5	12	0	2	1	0	20	
04	Isaiah Hicks	5-10	0-0	0-0	1	2	3	4	10	1	0	1	0	15	
05	Tony Bradley	1-5	0-0	6-6	2	2	4	3	8	1	0	1	0	15	
14	Brandon Robinson	0-1	0-0	0-0	0	1	1	1	0	0	0	0	0	7	
21	Seventh Woods	0-0	0-0	0-0	0	0	0	1	0	0	2	0	0	4	
24	Kenny Williams	1-2	0-1	0-0	1	2	3	1	2	5	0	1	0	34	
32	Luke Maye	4-6	2-3	1-2	1	2	3	0	11	0	1	0	1	21	
44	Justin Jackson	10-17	4-7	10-15	0	5	5	0	34	3	0	0	1	36	
	Team				3	1	4	1							
	Totals	35-66	9-17	21-28	10	25	35	22	100	18	9	5	4	200	

## #8/8 Kentucky 99, Ole Miss 76

Dec. 29, 2016 | Oxford, Miss.

### Kentucky 99 • 11-2 1-0 SEC

#	Player	Total		3-Ptr		Rebounds			PF	TP	A	TO	Blk	Stl	Min
		FG-FGA	FG-FGA	FT-FTA	FT-FTA	Off	Def	Tot							
03	Adebayo, Edrice	r	12-19	0-0	1-4	1	3	4	1	25	1	1	3	0	34
32	Gabriel, Wenyen	r	1-2	0-0	0-0	1	2	3	3	2	2	0	2	1	14
00	Fox, De'Aaron	g	3-10	0-2	1-3	0	5	5	2	7	7	1	0	3	23
05	Monk, Malik	g	11-16	5-7	7-8	2	4	6	2	34	1	1	0	3	35
13	Briscoe, Isaiah	g	6-14	1-1	6-6	3	7	10	2	19	11	2	0	1	36
01	Killeya-Jones, Sacha		0-0	0-0	0-0	0	0	0	0	0	0	0	0	0	0+
11	Mulder, Mychal		1-3	1-3	0-0	0	0	0	1	3	0	0	0	1	13
14	Wynyard, Tai		0-0	0-0	0-0	0	0	0	1	0	0	0	0	0	2
15	Humphries, Isaac		0-0	0-0	2-2	0	3	3	0	2	0	1	1	0	4
20	Calipari, Brad		0-0	0-0	0-0	0	0	0	0	0	0	0	0	0	1
25	Hawkins, Dominique		0-3	0-1	0-0	0	0	0	3	0	1	0	0	0	14
35	Willis, Derek		3-7	1-4	0-1	2	7	9	2	7	1	1	2	0	24
Team															
Totals			37-74	8-18	17-24	11	31	42	17	99	24	8	8	9	200

FG % 1st Half: 24-39 61.5% 2nd half: 13-35 37.1% Game: 37-74 50.0% Deadball Rebounds 2,1  
 3FG % 1st Half: 5-8 62.5% 2nd half: 3-10 30.0% Game: 8-18 44.4%  
 FT % 1st Half: 7-10 70.0% 2nd half: 10-14 71.4% Game: 17-24 70.8%

### Ole Miss 76 • 9-4 0-1 SEC

#	Player	Total		3-Ptr		Rebounds			PF	TP	A	TO	Blk	Stl	Min
		FG-FGA	FG-FGA	FT-FTA	FT-FTA	Off	Def	Tot							
05	Hymon, Marcanvis	r	0-1	0-0	0-0	1	3	4	4	0	0	1	2	0	12
11	Saiz, Sebastian	r	7-17	3-7	6-6	3	10	13	4	23	2	6	0	0	36
01	Burnett, Deandre	g	7-15	0-3	5-6	0	2	2	2	19	6	3	0	0	31
02	Neal, Cullen	g	0-1	0-1	0-0	0	3	3	3	0	1	4	0	0	17
03	Davis, Terence	g	3-13	1-4	0-0	3	2	5	4	7	1	0	1	0	20
00	Fitzpatrick-Dorsey, D		0-1	0-0	0-0	0	0	0	0	0	0	0	0	0	5
04	Tyree, Breein		2-3	0-1	0-0	0	4	4	3	4	3	1	0	0	20
14	Brooks, Rasheed		4-16	2-6	5-5	2	1	3	0	15	0	0	0	3	27
32	Morris, Nate		0-0	0-0	0-0	0	0	0	0	0	0	0	0	0	4
50	Furmanavicius, Justas		4-5	0-0	0-0	3	3	6	3	8	0	0	3	0	28
Team															
Totals			27-72	6-22	16-17	14	31	45	23	76	13	15	6	3	200

FG % 1st Half: 14-41 34.1% 2nd half: 13-31 41.9% Game: 27-72 37.5% Deadball Rebounds 0  
 3FG % 1st Half: 2-10 20.0% 2nd half: 4-12 33.3% Game: 6-22 27.3%  
 FT % 1st Half: 9-9 100.0 2nd half: 7-8 87.5% Game: 16-17 94.1%

Officials: Joe Lindsay, Tony Henderson, Ted Valentine  
 Technical fouls: Kentucky-None. Ole Miss-None.  
 Attendance: 9086

Score by periods				Points	In Paint	Off T/O	2nd Chance	Fast Break	Bench
1st	2nd	Total							
Kentucky	60	39	99	58	21	14	20	12	
Ole Miss	39	37	76	38	8	13	10	27	

Last FG - UK 2nd-02:05, OM 2nd-00:47.  
 Largest lead - UK by 28 2nd-02:25, OM by 2 1st-19:26.  
 UK led for 38:23. OM led for 00:23. Game was tied for 01:14.

Score tied - 1 time.  
 Lead changed - 1 time.

## #6/6 Kentucky 100, Texas A&M 58

Jan. 3, 2017 | Lexington, Ky.

### Texas A&M 58 • 8-5, 0-2

#	Player	Total		3-Ptr		Rebounds			PF	TP	A	TO	Blk	Stl	Min
		FG-FGA	FG-FGA	FT-FTA	FT-FTA	Off	Def	Tot							
01	Hogg, DJ	r	1-7	1-3	0-0	1	3	4	0	3	2	7	0	0	28
42	Miller, Tavario	r	1-2	0-0	1-2	1	2	3	3	3	1	2	0	0	15
34	Davis, Tyler	c	4-6	0-0	5-6	1	1	2	3	13	2	7	1	0	24
03	Gilder, Admon	g	5-13	2-3	1-3	2	4	6	5	13	2	1	0	2	29
12	Collins, Chris	g	2-3	1-1	0-0	0	3	3	5	1	3	0	0	0	22
02	Vila, Eric		0-0	0-0	2-2	1	0	1	2	1	0	0	0	0	10
05	Hampton, JC		1-3	1-2	0-0	0	0	0	3	3	0	2	0	0	18
10	Trocha-Morelos, Tonny		2-5	1-3	1-2	1	3	4	3	6	2	1	2	0	26
23	Smith, Caleb		1-2	0-1	0-0	0	0	0	0	2	0	0	0	0	7
33	Carlton, Chase		0-0	0-0	0-0	0	1	1	1	0	1	0	0	0	4
44	Williams, Robert		4-6	0-0	0-2	0	2	2	1	8	0	0	4	0	17
Team															
Totals			21-47	6-13	10-17	9	19	28	23	58	12	25	7	2	200

FG % 1st Half: 10-26 38.5% 2nd half: 11-21 52.4% Game: 21-47 44.7% Deadball Rebounds 4  
 3FG % 1st Half: 3-6 50.0% 2nd half: 3-7 42.9% Game: 6-13 46.2%  
 FT % 1st Half: 4-8 50.0% 2nd half: 6-9 66.7% Game: 10-17 58.8%

### Kentucky 100 • 12-2, 2-0

#	Player	Total		3-Ptr		Rebounds			PF	TP	A	TO	Blk	Stl	Min
		FG-FGA	FG-FGA	FT-FTA	FT-FTA	Off	Def	Tot							
03	Adebayo, Edrice	r	4-6	0-0	2-2	1	2	3	0	10	1	2	3	3	23
32	Gabriel, Wenyen	r	1-4	1-2	2-2	2	2	4	3	5	0	0	0	0	23
00	Fox, De'Aaron	g	5-9	0-1	5-8	1	4	5	0	15	6	3	0	2	28
05	Monk, Malik	g	8-11	5-7	5-5	0	1	1	1	26	0	1	0	1	24
13	Briscoe, Isaiah	g	5-9	3-3	0-0	1	0	1	3	13	7	0	0	1	28
01	Killeya-Jones, Sacha		1-3	0-0	0-0	2	0	2	1	2	0	1	0	0	6
10	David, Jonny		1-1	1-1	2-2	0	0	0	0	5	0	0	0	0	2
11	Mulder, Mychal		1-3	1-3	2-2	1	1	2	1	5	0	1	0	0	8
14	Wynyard, Tai		0-0	0-0	0-0	0	0	0	2	0	0	0	0	0	4
15	Humphries, Isaac		3-6	0-0	2-4	2	4	6	4	8	1	0	0	0	13
20	Calipari, Brad		0-1	0-1	0-0	1	0	1	0	0	0	0	0	0	5
25	Hawkins, Dominique		2-3	1-2	1-1	0	0	0	1	6	1	0	0	2	20
30	Pulliam, Dillon		0-0	0-0	0-0	0	0	0	0	0	0	0	0	0	2
35	Willis, Derek		2-7	1-5	0-0	1	2	3	0	5	0	1	0	1	14
Team															
Totals			33-63	13-25	21-26	13	17	30	16	100	16	9	3	10	200

FG % 1st Half: 17-30 56.7% 2nd half: 16-33 48.5% Game: 33-63 52.4% Deadball Rebounds 3,3  
 3FG % 1st Half: 5-9 55.6% 2nd half: 8-16 50.0% Game: 13-25 52.0%  
 FT % 1st Half: 11-11 100.0 2nd half: 10-15 66.7% Game: 21-26 80.8%

Officials: Anthony Jordan, Karl Hess, Bryon Jarrett  
 Technical fouls: Texas A&M-None. Kentucky-None.  
 Attendance: 23455

Score by periods				Points	In Paint	Off T/O	2nd Chance	Fast Break	Bench
1st	2nd	Total							
Texas A&M	27	31	58	28	2	3	2	21	
Kentucky	50	50	100	34	35	21	15	31	

Last FG - TAMU 2nd-00:07, UK 2nd-01:06.  
 Largest lead - TAMU by 3 1st-19:17, UK by 47 2nd-01:06.  
 TAMU led for 00:41. UK led for 38:00. Game was tied for 01:19.

Score tied - 1 time.  
 Lead changed - 1 time.

## Kentucky vs. Arkansas

Jan. 7, 2017 | Lexington, Ky.

## Kentucky at Vanderbilt

Jan. 10, 2017 | Nashville, Tenn.





2016-17 Kentucky Men's Basketball  
Kentucky Combined Team Statistics (as of Jan 04, 2017)  
All games



RECORD:	OVERALL	HOME	AWAY	NEUTRAL
ALL GAMES	12-2	7-1	1-1	4-0
CONFERENCE	2-0	1-0	1-0	0-0
NON-CONFERENCE	10-2	6-1	0-1	4-0

#	Player	gp-gs	min	avg	Total		3-Point		F-Throw		Rebounds											
					fg-fga	fg%	3fg-fga	3fg%	ft-fa	ft%	off	def	tot	avg	pf	dq	a	to	blk	stl	pts	avg
05	Monk, Malik	14-14	406	29.0	115-223	.516	49-113	.434	38-44	.864	7	29	36	2.6	27	0	28	25	4	17	317	22.6
00	Fox, De'Aaron	14-14	422	30.1	76-173	.439	4-29	.138	62-88	.705	9	61	70	5.0	28	0	95	34	3	26	218	15.6
13	Briscoe, Isaiah	12-12	363	30.3	66-127	.520	9-22	.409	42-57	.737	12	35	47	3.9	31	0	53	23	3	14	183	15.3
03	Adebayo, Edrice	14-14	364	26.0	69-119	.580	0-0	.000	47-78	.603	47	56	103	7.4	33	1	13	19	26	8	185	13.2
11	Mulder, Mychal	12-0	141	11.8	30-67	.448	20-48	.417	4-4	1.000	12	13	25	2.1	11	0	4	4	4	4	84	7.0
35	Willis, Derek	14-5	267	19.1	35-75	.467	14-44	.318	10-13	.769	16	46	62	4.4	18	0	14	10	14	12	94	6.7
32	Gabriel, Wenyen	14-9	274	19.6	29-60	.483	4-18	.222	18-22	.818	33	45	78	5.6	40	0	17	12	13	7	80	5.7
15	Humphries, Isaac	14-0	152	10.9	22-47	.468	0-0	.000	9-17	.529	27	30	57	4.1	27	0	7	8	14	6	53	3.8
01	Killeya-Jones, Sacha	12-0	91	7.6	17-29	.586	0-0	.000	4-13	.308	12	17	29	2.4	17	0	1	7	10	1	38	3.2
25	Hawkins, Dominique	14-2	236	16.9	13-41	.317	6-21	.286	11-13	.846	10	12	22	1.6	23	0	34	3	0	9	43	3.1
14	Wynyard, Tai	9-0	26	2.9	4-5	.800	0-0	.000	0-1	.000	3	6	9	1.0	5	0	1	1	1	0	8	0.9
10	David, Jonny	6-0	11	1.8	1-2	.500	1-1	1.000	2-4	.500	0	0	0	0.0	0	0	0	3	0	0	5	0.8
20	Calipari, Brad	11-0	39	3.5	2-13	.154	2-12	.167	2-5	.400	1	2	3	0.3	3	0	1	2	1	0	8	0.7
30	Pulliam, Dillon	5-0	8	1.6	0-1	.000	0-0	.000	0-0	.000	0	1	1	0.2	0	0	1	1	0	0	0	0.0
Team											19	23	42				3					
Total.....		14	2800		479-982	.488	109-308	.354	249-359	.694	208	376	584	41.7	263	1	269	155	93	104	1316	94.0
Opponents.....		14	2800		352-877	.401	89-297	.300	202-283	.714	174	344	518	37.0	332	-	163	247	49	64	995	71.1

TEAM STATISTICS	UK	OPP
SCORING	1316	995
Points per game	94.0	71.1
Scoring margin	+22.9	-
FIELD GOALS-ATT	479-982	352-877
Field goal pct	.488	.401
3 POINT FG-ATT	109-308	89-297
3-point FG pct	.354	.300
3-pt FG made per game	7.8	6.4
FREE THROWS-ATT	249-359	202-283
Free throw pct	.694	.714
F-Throws made per game	17.8	14.4
REBOUNDS	584	518
Rebounds per game	41.7	37.0
Rebounding margin	+4.7	-
ASSISTS	269	163
Assists per game	19.2	11.6
TURNOVERS	155	247
Turnovers per game	11.1	17.6
Turnover margin	+6.6	-
Assist/turnover ratio	1.7	0.7
STEALS	104	64
Steals per game	7.4	4.6
BLOCKS	93	49
Blocks per game	6.6	3.5
ATTENDANCE	181020	79693
Home games-Avg/Game	8-22628	2-15934
Neutral site-Avg/Game	-	4-11956

Date	Opponent		Score	Att.
11/11/16	STEPHEN F. AUSTIN	w	87-64	22683
11/13/16	CANISIUS	w	93-69	22009
1 11/15/16	vs #13/13 Michigan State	w	69-48	19812
11/20/16	DUQUESNE	w	93-59	21327
11/23/16	CLEVELAND STATE	w	101-70	22441
11/25/16	UT MARTIN	w	111-76	23324
2 11/28/16	vs Arizona State	w	115-69	1200
12/3/16	#11/9 UCLA	L	92-97	23976
12/7/16	VALPO	w	87-63	21805
3 12/11/16	vs Hofstra	w	96-73	7514
4 12/17/16	vs #7/6 North Carolina	w	103-100	19298
12/21/16	at #10/11 Louisville	L	70-73	22783
* 12/29/16	at Ole Miss	w	99-76	9086
* 1/3/17	TEXAS A&M	w	100-58	23455

\* = Conference game

1 = Champions Classic | Madison Square Garden (New York)

2 = Atlantis Showcase | Imperial Arena (Paradise Island, Bahamas)

3 = Brooklyn Hoops Winter Festival | Barclays Center (Brooklyn, N.Y.)

4 = CBS Sports Classic | T-Mobile Arena (Las Vegas)

Score by Periods	1st	2nd	Totals
Kentucky	687	629	1316
Opponents	481	514	995



2016-17 Kentucky Men's Basketball  
Kentucky Combined Team Statistics (as of Jan 04, 2017)  
Conference games



RECORD:	OVERALL	HOME	AWAY	NEUTRAL
ALL GAMES	2-0	1-0	1-0	0-0
CONFERENCE	2-0	1-0	1-0	0-0
NON-CONFERENCE	0-0	0-0	0-0	0-0

#	Player	gp-gs	min	avg	Total		3-Point		F-Throw		Rebounds				pf	dq	a	to	blk	stl	pts	avg
					fg-fga	fg%	3fg-fga	3fg%	ft-fa	ft%	off	def	tot	avg								
05	Monk, Malik	2-2	59	29.5	19-27	.704	10-14	.714	12-13	.923	2	5	7	3.5	3	0	1	2	0	4	60	30.0
03	Adebayo, Edrice	2-2	57	28.5	16-25	.640	0-0	.000	3-6	.500	2	5	7	3.5	1	0	2	3	6	3	35	17.5
13	Briscoe, Isaiah	2-2	64	32.0	11-23	.478	4-4	1.000	6-6	1.000	4	7	11	5.5	5	0	18	2	0	2	32	16.0
00	Fox, De'Aaron	2-2	51	25.5	8-19	.421	0-3	.000	6-11	.545	1	9	10	5.0	2	0	13	4	0	5	22	11.0
35	Willis, Derek	2-0	38	19.0	5-14	.357	2-9	.222	0-1	.000	3	9	12	6.0	2	0	1	2	2	1	12	6.0
10	David, Jonny	1-0	2	2.0	1-1	1.000	1-1	1.000	2-2	1.000	0	0	0	0.0	0	0	0	0	0	0	5	5.0
15	Humphries, Isaac	2-0	17	8.5	3-6	.500	0-0	.000	4-6	.667	2	7	9	4.5	4	0	1	1	1	0	10	5.0
11	Mulder, Mychal	2-0	21	10.5	2-6	.333	2-6	.333	2-2	1.000	1	1	2	1.0	2	0	0	1	0	1	8	4.0
32	Gabriel, Wenyen	2-2	37	18.5	2-6	.333	1-2	.500	2-2	1.000	3	4	7	3.5	6	0	2	0	2	1	7	3.5
25	Hawkins, Dominique	2-0	34	17.0	2-6	.333	1-3	.333	1-1	1.000	0	0	0	0.0	4	0	2	0	0	2	6	3.0
01	Killea-Jones, Sacha	2-0	6	3.0	1-3	.333	0-0	.000	0-0	.000	2	0	2	1.0	1	0	0	1	0	0	2	1.0
30	Pulliam, Dillon	1-0	2	2.0	0-0	.000	0-0	.000	0-0	.000	0	0	0	0.0	0	0	0	0	0	0	0	0.0
20	Calipari, Brad	2-0	6	3.0	0-1	.000	0-1	.000	0-0	.000	1	0	1	0.5	0	0	0	0	0	0	0	0.0
14	Wynyard, Tai	2-0	6	3.0	0-0	.000	0-0	.000	0-0	.000	0	0	0	0.0	3	0	0	0	0	0	0	0.0
Team											3	1	4					1				
Total.....		2	400		70-137	.511	21-43	.488	38-50	.760	24	48	72	36.0	33	0	40	17	11	19	199	99.5
Opponents.....		2	400		48-119	.403	12-35	.343	26-34	.765	23	50	73	36.5	46	-	25	40	13	5	134	67.0

TEAM STATISTICS	UK	OPP
SCORING	199	134
Points per game	99.5	67.0
Scoring margin	+32.5	-
FIELD GOALS-ATT	70-137	48-119
Field goal pct	.511	.403
3 POINT FG-ATT	21-43	12-35
3-point FG pct	.488	.343
3-pt FG made per game	10.5	6.0
FREE THROWS-ATT	38-50	26-34
Free throw pct	.760	.765
F-Throws made per game	19.0	13.0
REBOUNDS	72	73
Rebounds per game	36.0	36.5
Rebounding margin	-0.5	-
ASSISTS	40	25
Assists per game	20.0	12.5
TURNOVERS	17	40
Turnovers per game	8.5	20.0
Turnover margin	+11.5	-
Assist/turnover ratio	2.4	0.6
STEALS	19	5
Steals per game	9.5	2.5
BLOCKS	11	13
Blocks per game	5.5	6.5
ATTENDANCE	23455	9086
Home games-Avg/Game	1-23455	1-9086
Neutral site-Avg/Game	-	0-0

Date	Opponent		Score	Att.
* 12/29/16	at Ole Miss	w	99-76	9086
* 1/3/17	TEXAS A&M	w	100-58	23455

\* = Conference game  
 1 = Champions Classic | Madison Square Garden (New York)  
 2 = Atlantis Showcase | Imperial Arena (Paradise Island, Bahamas)  
 3 = Brooklyn Hoops Winter Festival | Barclays Center (Brooklyn, N.Y.)  
 4 = CBS Sports Classic | T-Mobile Arena (Las Vegas)

Score by Periods	1st	2nd	Totals
Kentucky	110	89	199
Opponents	66	68	134



2016-17 Kentucky Men's Basketball  
Kentucky Combined Team Statistics (as of Jan 04, 2017)  
Last five games



RECORD:	OVERALL	HOME	AWAY	NEUTRAL
ALL GAMES	4-1	1-0	1-1	2-0
CONFERENCE	2-0	1-0	1-0	0-0
NON-CONFERENCE	2-1	0-0	0-1	2-0

#	Player	gp-gs	min	avg	Total		3-Point		F-Throw		Rebounds				pf	dq	a	to	blk	stl	pts	avg
					fg-fga	fg%	3fg-fga	3fg%	ft-fa	ft%	off	def	tot	avg								
05	MONK, Malik	5-5	155	31.0	50-88	.568	23-45	.511	20-23	.870	3	8	11	2.2	11	0	8	7	1	6	143	28.6
00	FOX, De'Aaron	5-5	144	28.8	29-63	.460	1-9	.111	23-33	.697	1	20	21	4.2	9	0	28	12	0	9	82	16.4
03	ADEBAYO, Edrice	5-5	136	27.2	34-52	.654	0-0	.000	5-16	.313	11	19	30	6.0	11	1	5	7	10	4	73	14.6
13	Briscoe, Isaiah	5-5	165	33.0	24-45	.533	6-7	.857	15-19	.789	8	17	25	5.0	16	0	31	7	1	3	69	13.8
35	Willis, Derek	5-1	108	21.6	11-30	.367	6-20	.300	1-3	.333	8	22	30	6.0	4	0	4	4	3	5	29	5.8
11	Mulder, Mychal	4-0	45	11.3	6-16	.375	4-11	.364	4-4	1.000	2	5	7	1.8	3	0	0	1	0	1	20	5.0
10	David, Jonny	1-0	2	2.0	1-1	1.000	1-1	1.000	2-2	1.000	0	0	0	0.0	0	0	0	0	0	0	5	5.0
32	Gabriel, Wenyen	5-4	83	16.6	4-13	.308	1-5	.200	6-7	.857	10	14	24	4.8	15	0	3	3	5	2	15	3.0
15	Humphries, Isaac	5-0	55	11.0	5-13	.385	0-0	.000	5-11	.455	5	12	17	3.4	10	0	2	2	3	0	15	3.0
25	Hawkins, Dominique	5-0	74	14.8	3-11	.273	2-6	.333	3-3	1.000	2	2	4	0.8	11	0	8	0	0	3	11	2.2
01	KILLEA-JONES, Sac	4-0	16	4.0	3-7	.429	0-0	.000	0-0	.000	4	0	4	1.0	5	0	0	1	2	1	6	1.5
14	Wynyard, Tai	2-0	6	3.0	0-0	.000	0-0	.000	0-0	.000	0	0	0	0.0	3	0	0	0	0	0	0	0.0
30	Pulliam, Dillon	1-0	2	2.0	0-0	.000	0-0	.000	0-0	.000	0	0	0	0.0	0	0	0	0	0	0	0	0.0
20	Calipari, Brad	3-0	9	3.0	0-2	.000	0-2	.000	0-0	.000	1	0	1	0.3	2	0	0	0	0	0	0	0.0
Team											7	7	14					3				
Total.....		5	1000		170-341	.499	44-106	.415	84-121	.694	62	126	188	37.6	100	1	89	47	25	34	468	93.6
Opponents.....		5	1000		131-310	.423	33-88	.375	85-119	.714	64	129	193	38.6	111	-	65	77	24	14	380	76.0

TEAM STATISTICS	UK	OPP
SCORING	468	380
Points per game	93.6	76.0
Scoring margin	+17.6	-
FIELD GOALS-ATT	170-341	131-310
Field goal pct	.499	.423
3 POINT FG-ATT	44-106	33-88
3-point FG pct	.415	.375
3-pt FG made per game	8.8	6.6
FREE THROWS-ATT	84-121	85-119
Free throw pct	.694	.714
F-Throws made per game	16.8	17.0
REBOUNDS	188	193
Rebounds per game	37.6	38.6
Rebounding margin	-1.0	-
ASSISTS	89	65
Assists per game	17.8	13.0
TURNOVERS	47	77
Turnovers per game	9.4	15.4
Turnover margin	+6.0	-
Assist/turnover ratio	1.9	0.8
STEALS	34	14
Steals per game	6.8	2.8
BLOCKS	25	24
Blocks per game	5.0	4.8
ATTENDANCE	23455	58681
Home games-Avg/Game	1-23455	2-15934
Neutral site-Avg/Game	-	2-13406

Date	Opponent		Score	Att.
3 12/11/16	vs Hofstra	w	96-73	7514
4 12/17/16	vs #7/6 North Carolina	w	103-100	19298
12/21/16	at #10/11 Louisville	L	70-73	22783
* 12/29/16	at Ole Miss	w	99-76	9086
* 1/3/17	TEXAS A&M	w	100-58	23455

\* = Conference game  
1 = Champions Classic | Madison Square Garden (New York)  
2 = Atlantis Showcase | Imperial Arena (Paradise Island, Bahamas)  
3 = Brooklyn Hoops Winter Festival | Barclays Center (Brooklyn, N.Y.)  
4 = CBS Sports Classic | T-Mobile Arena (Las Vegas)

Score by Periods	1st	2nd	Totals
Kentucky	254	214	468
Opponents	189	191	380





2016-17 Kentucky Men's Basketball  
Kentucky Overall Team Statistics (as of Jan 04, 2017)  
All games



TEAM STATISTICS	UK	OPP
SCORING	1316	995
Points per game	94.0	71.1
Scoring margin	+22.9	-
FIELD GOALS-ATT	479-982	352-877
Field goal pct	.488	.401
3 POINT FG-ATT	109-308	89-297
3-point FG pct	.354	.300
3-pt FG made per game	7.8	6.4
FREE THROWS-ATT	249-359	202-283
Free throw pct	.694	.714
F-Throws made per game	17.8	14.4
REBOUNDS	584	518
Rebounds per game	41.7	37.0
Rebounding margin	+4.7	-
ASSISTS	269	163
Assists per game	19.2	11.6
TURNOVERS	155	247
Turnovers per game	11.1	17.6
Turnover margin	+6.6	-
Assist/turnover ratio	1.7	0.7
STEALS	104	64
Steals per game	7.4	4.6
BLOCKS	93	49
Blocks per game	6.6	3.5
WINNING STREAK	2	-
Home win streak	2	-
ATTENDANCE	181020	79693
Home games-Avg/Game	8-22628	2-15934
Neutral site-Avg/Game	-	4-11956

Score by Periods	1st	2nd	Totals
Kentucky	687	629	1316
Opponents	481	514	995



2016-17 Kentucky Men's Basketball  
Kentucky Category Leaders (as of Jan 04, 2017)  
All games



Points	G	Pts	Pts/G
Monk, Malik	14	317	22.6
Fox, De'Aaron	14	218	15.6
Adebayo, Edrice	14	185	13.2
Briscoe, Isaiah	12	183	15.3
Willis, Derek	14	94	6.7
Mulder, Mychal	12	84	7.0
Gabriel, Wenyen	14	80	5.7
Humphries, Isaac	14	53	3.8
Hawkins, Dominique	14	43	3.1
Killeya-Jones, Sacha	12	38	3.2
Calipari, Brad	11	8	0.7
Wynyard, Tai	9	8	0.9

FG Percentage	FG	Att	Pct
Wynyard, Tai	4	5	.800
Killeya-Jones, Sacha	17	29	.586
Adebayo, Edrice	69	119	.580
Briscoe, Isaiah	66	127	.520
Monk, Malik	115	223	.516
David, Jonny	1	2	.500
Gabriel, Wenyen	29	60	.483
Humphries, Isaac	22	47	.468
Willis, Derek	35	75	.467
Mulder, Mychal	30	67	.448
Fox, De'Aaron	76	173	.439
Hawkins, Dominique	13	41	.317

3-Point Percentage	3FG	Att	Pct
David, Jonny	1	1	1.000
Monk, Malik	49	113	.434
Mulder, Mychal	20	48	.417
Briscoe, Isaiah	9	22	.409
Willis, Derek	14	44	.318
Hawkins, Dominique	6	21	.286
Gabriel, Wenyen	4	18	.222
Calipari, Brad	2	12	.167
Fox, De'Aaron	4	29	.138

Free Throw Percent	FG	Att	Pct
Mulder, Mychal	4	4	1.000
Monk, Malik	38	44	.864
Hawkins, Dominique	11	13	.846
Gabriel, Wenyen	18	22	.818
Willis, Derek	10	13	.769
Briscoe, Isaiah	42	57	.737
Fox, De'Aaron	62	88	.705
Adebayo, Edrice	47	78	.603
Humphries, Isaac	9	17	.529
David, Jonny	2	4	.500
Calipari, Brad	2	5	.400
Killeya-Jones, Sacha	4	13	.308

Scoring Average	G	Pts	Avg/G
Monk, Malik	14	317	22.6
Fox, De'Aaron	14	218	15.6
Briscoe, Isaiah	12	183	15.3
Adebayo, Edrice	14	185	13.2
Mulder, Mychal	12	84	7.0
Willis, Derek	14	94	6.7
Gabriel, Wenyen	14	80	5.7
Humphries, Isaac	14	53	3.8
Killeya-Jones, Sacha	12	38	3.2
Hawkins, Dominique	14	43	3.1
Wynyard, Tai	9	8	0.9
David, Jonny	6	5	0.8

Field Goal Attempts	G	Att	Att/G
Monk, Malik	14	223	15.9
Fox, De'Aaron	14	173	12.4
Briscoe, Isaiah	12	127	10.6
Adebayo, Edrice	14	119	8.5
Willis, Derek	14	75	5.4

Field Goals Made	G	Made	Made/G
Monk, Malik	14	115	8.2
Fox, De'Aaron	14	76	5.4
Adebayo, Edrice	14	69	4.9
Briscoe, Isaiah	12	66	5.5
Willis, Derek	14	35	2.5

3-Point FG Attempts	G	Att	Att/G
Monk, Malik	14	113	8.1
Mulder, Mychal	12	48	4.0
Willis, Derek	14	44	3.1
Fox, De'Aaron	14	29	2.1
Briscoe, Isaiah	12	22	1.8

3-Point FG Made	G	Made	Made/G
Monk, Malik	14	49	3.5
Mulder, Mychal	12	20	1.7
Willis, Derek	14	14	1.0
Briscoe, Isaiah	12	9	0.8
Hawkins, Dominique	14	6	0.4

Free Throw Attempts	G	Att	Att/G
Fox, De'Aaron	14	88	6.3
Adebayo, Edrice	14	78	5.6
Briscoe, Isaiah	12	57	4.8
Monk, Malik	14	44	3.1
Gabriel, Wenyen	14	22	1.6

Free Throws Made	G	Made	Made/G
Fox, De'Aaron	14	62	4.4
Adebayo, Edrice	14	47	3.4
Briscoe, Isaiah	12	42	3.5
Monk, Malik	14	38	2.7
Gabriel, Wenyen	14	18	1.3



2016-17 Kentucky Men's Basketball  
Kentucky Category Leaders (as of Jan 04, 2017)  
All games



Rebounds	G	Reb	Reb/G
Adebayo, Edrice	14	103	7.4
Gabriel, Wenyen	14	78	5.6
Fox, De'Aaron	14	70	5.0
Willis, Derek	14	62	4.4
Humphries, Isaac	14	57	4.1

Rebound Average	G	Reb	Avg/G
Adebayo, Edrice	14	103	7.4
Gabriel, Wenyen	14	78	5.6
Fox, De'Aaron	14	70	5.0
Willis, Derek	14	62	4.4
Humphries, Isaac	14	57	4.1

Offensive Rebounds	G	No.	Avg/G
Adebayo, Edrice	14	47	3.4
Gabriel, Wenyen	14	33	2.4
Humphries, Isaac	14	27	1.9
Willis, Derek	14	16	1.1
Mulder, Mychal	12	12	1.0
Briscoe, Isaiah	12	12	1.0
Killeya-Jones, Sacha	12	12	1.0

Defensive Rebounds	G	No.	Avg/G
Fox, De'Aaron	14	61	4.4
Adebayo, Edrice	14	56	4.0
Willis, Derek	14	46	3.3
Gabriel, Wenyen	14	45	3.2
Briscoe, Isaiah	12	35	2.9

Fouls	G	No.	Per/G
Gabriel, Wenyen	14	40	2.9
Adebayo, Edrice	14	33	2.4
Briscoe, Isaiah	12	31	2.6
Fox, De'Aaron	14	28	2.0
Monk, Malik	14	27	1.9
Humphries, Isaac	14	27	1.9

Fouls	G	No.
Adebayo, Edrice	14	1

Assists	G	No.	Ast/G
Fox, De'Aaron	14	95	6.8
Briscoe, Isaiah	12	53	4.4
Hawkins, Dominique	14	34	2.4
Monk, Malik	14	28	2.0
Gabriel, Wenyen	14	17	1.2

Steals	G	No.	Stl/G
Fox, De'Aaron	14	26	1.9
Monk, Malik	14	17	1.2
Briscoe, Isaiah	12	14	1.2
Willis, Derek	14	12	0.9
Hawkins, Dominique	14	9	0.6

Blocked Shots	G	No.	Blk/G
Adebayo, Edrice	14	26	1.9
Willis, Derek	14	14	1.0
Humphries, Isaac	14	14	1.0
Gabriel, Wenyen	14	13	0.9
Killeya-Jones, Sacha	12	10	0.8

Minutes	G	No.	Min/G
Fox, De'Aaron	14	422	30.1
Monk, Malik	14	406	29.0
Adebayo, Edrice	14	364	26.0
Briscoe, Isaiah	12	363	30.3
Gabriel, Wenyen	14	274	19.6

Turnovers	G	No.	TO/G
Fox, De'Aaron	14	34	2.4
Monk, Malik	14	25	1.8
Briscoe, Isaiah	12	23	1.9
Adebayo, Edrice	14	19	1.4
Gabriel, Wenyen	14	12	0.9



2016-17 Kentucky Men's Basketball  
Kentucky Overall/Conference Statistics (as of Jan 04, 2017)  
All games



SUMMARY	Overall Statistics										Conference Statistics									
	gp-gs	min/g	fg%	3fg%	ft%	r/g	a/g	stl	blk	pts/g	gp-gs	min/g	fg%	3fg%	ft%	r/g	a/g	stl	blk	pts/g
Monk, Malik	14-14	29.0	.516	.434	.864	2.6	2.0	17	4	22.6	2-2	29.5	.704	.714	.923	3.5	0.5	4	0	30.0
Fox, De'Aaron	14-14	30.1	.439	.138	.705	5.0	6.8	26	3	15.6	2-2	25.5	.421	.000	.545	5.0	6.5	5	0	11.0
Briscoe, Isaiah	12-12	30.3	.520	.409	.737	3.9	4.4	14	3	15.3	2-2	32.0	.478	1.000	1.000	5.5	9.0	2	0	16.0
Adebayo, Edrice	14-14	26.0	.580	.000	.603	7.4	0.9	8	26	13.2	2-2	28.5	.640	.000	.500	3.5	1.0	3	6	17.5
Mulder, Mychal	12-0	11.8	.448	.417	1.000	2.1	0.3	4	4	7.0	2-0	10.5	.333	.333	1.000	1.0	0.0	1	0	4.0
Willis, Derek	14-5	19.1	.467	.318	.769	4.4	1.0	12	14	6.7	2-0	19.0	.357	.222	.000	6.0	0.5	1	2	6.0
Gabriel, Wenyen	14-9	19.6	.483	.222	.818	5.6	1.2	7	13	5.7	2-2	18.5	.333	.500	1.000	3.5	1.0	1	2	3.5
Humphries, Isaac	14-0	10.9	.468	.000	.529	4.1	0.5	6	14	3.8	2-0	8.5	.500	.000	.667	4.5	0.5	0	1	5.0
Killeya-Jones, Sacha	12-0	7.6	.586	.000	.308	2.4	0.1	1	10	3.2	2-0	3.0	.333	.000	.000	1.0	0.0	0	0	1.0
Hawkins, Dominique	14-2	16.9	.317	.286	.846	1.6	2.4	9	0	3.1	2-0	17.0	.333	.333	1.000	0.0	1.0	2	0	3.0
Wynyard, Tai	9-0	2.9	.800	.000	.000	1.0	0.1	0	1	0.9	2-0	3.0	.000	.000	.000	0.0	0.0	0	0	0.0
David, Jonny	6-0	1.8	.500	1.000	.500	0.0	0.0	0	0	0.8	1-0	2.0	1.000	1.000	1.000	0.0	0.0	0	0	5.0
Calipari, Brad	11-0	3.5	.154	.167	.400	0.3	0.1	0	1	0.7	2-0	3.0	.000	.000	.000	0.5	0.0	0	0	0.0
Pulliam, Dillon	5-0	1.6	.000	.000	.000	0.2	0.2	0	0	0.0	1-0	2.0	.000	.000	.000	0.0	0.0	0	0	0.0
Totals	14		.488	.354	.694	41.7	19.2	104	93	94.0	2		.511	.488	.760	36.0	20.0	19	11	99.5
Opponent	14		.401	.300	.714	37.0	11.6	64	49	71.1	2		.403	.343	.765	36.5	12.5	5	13	67.0

SCORING	Overall Statistics								Conference Statistics							
	fg-fga	fg%	3fg-fga	3fg%	ft-fta	ft%	pts	pts/g	fg-fga	fg%	3fg-fga	3fg%	ft-fta	ft%	pts	pts/g
Monk, Malik	115-223	.516	49-113	.434	38-44	.864	317	22.6	19-27	.704	10-14	.714	12-13	.923	60	30.0
Fox, De'Aaron	76-173	.439	4-29	.138	62-88	.705	218	15.6	8-19	.421	0-3	.000	6-11	.545	22	11.0
Briscoe, Isaiah	66-127	.520	9-22	.409	42-57	.737	183	15.3	11-23	.478	4-4	1.000	6-6	1.000	32	16.0
Adebayo, Edrice	69-119	.580	0-0	.000	47-78	.603	185	13.2	16-25	.640	0-0	.000	3-6	.500	35	17.5
Mulder, Mychal	30-67	.448	20-48	.417	4-4	1.000	84	7.0	2-6	.333	2-6	.333	2-2	1.000	8	4.0
Willis, Derek	35-75	.467	14-44	.318	10-13	.769	94	6.7	5-14	.357	2-9	.222	0-1	.000	12	6.0
Gabriel, Wenyen	29-60	.483	4-18	.222	18-22	.818	80	5.7	2-6	.333	1-2	.500	2-2	1.000	7	3.5
Humphries, Isaac	22-47	.468	0-0	.000	9-17	.529	53	3.8	3-6	.500	0-0	.000	4-6	.667	10	5.0
Killeya-Jones, Sacha	17-29	.586	0-0	.000	4-13	.308	38	3.2	1-3	.333	0-0	.000	0-0	.000	2	1.0
Hawkins, Dominique	13-41	.317	6-21	.286	11-13	.846	43	3.1	2-6	.333	1-3	.333	1-1	1.000	6	3.0
Wynyard, Tai	4-5	.800	0-0	.000	0-1	.000	8	0.9	0-0	.000	0-0	.000	0-0	.000	0	0.0
David, Jonny	1-2	.500	1-1	1.000	2-4	.500	5	0.8	1-1	1.000	1-1	1.000	2-2	1.000	5	5.0
Calipari, Brad	2-13	.154	2-12	.167	2-5	.400	8	0.7	0-1	.000	0-1	.000	0-0	.000	0	0.0
Pulliam, Dillon	0-1	.000	0-0	.000	0-0	.000	0	0.0	0-0	.000	0-0	.000	0-0	.000	0	0.0
Totals	479-982	.488	109-308	.354	249-359	.694	1316	94.0	70-137	.511	21-43	.488	38-50	.760	199	99.5
Opponent	352-877	.401	89-297	.300	202-283	.714	995	71.1	48-119	.403	12-35	.343	26-34	.765	134	67.0

TOTALS	Overall Statistics										Conference Statistics									
	o-reb	d-reb	total	pf	fo	a	to	a/to	hi	pts	o-reb	d-reb	total	pf	fo	a	to	a/to	hi	pts
Monk, Malik	7	29	36	27	0	28	25	1.1	47		2	5	7	3	0	1	2	0.5	34	
Fox, De'Aaron	9	61	70	28	0	95	34	2.8	24		1	9	10	2	0	13	4	3.3	15	
Briscoe, Isaiah	12	35	47	31	0	53	23	2.3	21		4	7	11	5	0	18	2	9.0	19	
Adebayo, Edrice	47	56	103	33	1	13	19	0.7	25		2	5	7	1	0	2	3	0.7	25	
Mulder, Mychal	12	13	25	11	0	4	4	1.0	13		1	1	2	2	0	0	1	0.0	5	
Willis, Derek	16	46	62	18	0	14	10	1.4	15		3	9	12	2	0	1	2	0.5	7	
Gabriel, Wenyen	33	45	78	40	0	17	12	1.4	15		3	4	7	6	0	2	0	0.0	5	
Humphries, Isaac	27	30	57	27	0	7	8	0.9	9		2	7	9	4	0	1	1	1.0	8	
Killeya-Jones, Sacha	12	17	29	17	0	1	7	0.1	12		2	0	2	1	0	0	1	0.0	2	
Hawkins, Dominique	10	12	22	23	0	34	3	11.3	7		0	0	0	4	0	2	0	0.0	6	
Wynyard, Tai	3	6	9	5	0	1	1	1.0	4		0	0	0	3	0	0	0	0.0	0	
David, Jonny	0	0	0	0	0	0	3	0.0	5		0	0	0	0	0	0	0	0.0	5	
Calipari, Brad	1	2	3	3	0	1	2	0.5	3		1	0	1	0	0	0	0	0.0	0	
Pulliam, Dillon	0	1	1	0	0	1	1	1.0	0		0	0	0	0	0	0	0	0.0	0	
Totals	208	376	584	263	1	269	155	1.7	115		24	48	72	33	0	40	17	2.4	100	
Opponent	174	344	518	332	-	163	247	0.7	100		23	50	73	46	-	25	40	0.6	76	





2016-17 Kentucky Men's Basketball  
Kentucky Team Game-by-Game (as of Jan 04, 2017)  
All games



TEAM STATISTICS

Opponent	Date	Score		Total		3-Pointers		Free throws		Rebounds											
				fg-fga	pct	3fg-fga	pct	ft-fga	pct	off	def	tot	avg	pf	a	t/o	blk	stl	pts	avg	
STEPHEN F. AUSTIN	11/11/16	87-64	W	31-62	.500	5-18	.278	20-30	.667	11	17	28	28.0	19	21	13	8	12	87	87.0	
CANISIUS	11/13/16	93-69	W	31-61	.508	4-16	.250	27-39	.692	15	24	39	33.5	19	10	10	7	4	93	90.0	
vs #13/13 Michigan State	11/15/16	69-48	W	23-60	.383	7-21	.333	16-20	.800	9	31	40	35.7	16	17	14	8	8	69	83.0	
DUQUESNE	11/20/16	93-59	W	35-76	.461	7-26	.269	16-21	.762	16	33	49	39.0	17	19	11	10	11	93	85.5	
CLEVELAND STATE	11/23/16	101-70	W	38-73	.521	9-24	.375	16-26	.615	16	31	47	40.6	18	25	13	6	6	101	88.6	
UT MARTIN	11/25/16	111-76	W	41-74	.554	7-22	.318	22-29	.759	19	29	48	41.8	18	24	12	5	7	111	92.3	
vs Arizona State	11/28/16	115-69	W	44-84	.524	11-28	.393	16-22	.727	20	39	59	44.3	16	33	9	9	7	115	95.6	
#11/9 UCLA	12/3/16	92-97	L	33-80	.413	8-24	.333	18-27	.667	19	19	38	43.5	22	16	9	6	8	92	95.1	
VALPO	12/7/16	87-63	W	33-71	.465	7-23	.304	14-24	.583	21	27	48	44.0	18	15	17	9	7	87	94.2	
vs Hofstra	12/11/16	96-73	W	37-72	.514	8-23	.348	14-21	.667	12	29	41	43.7	27	20	7	8	4	96	94.4	
vs #7/6 North Carolina	12/17/16	103-100	W	40-74	.541	10-18	.556	13-21	.619	15	24	39	43.3	20	19	10	2	4	103	95.2	
at #10/11 Louisville	12/21/16	70-73	L	23-58	.397	5-22	.227	19-29	.655	11	25	36	42.7	20	10	13	4	7	70	93.1	
at Ole Miss	12/29/16	99-76	W	37-74	.500	8-18	.444	17-24	.708	11	31	42	42.6	17	24	8	8	9	99	93.5	
TEXAS A&M	1/3/17	100-58	W	33-63	.524	13-25	.520	21-26	.808	13	17	30	41.7	16	16	9	3	10	100	94.0	
Kentucky		1316		479-982	.488	109-308	.354	249-359	.694	208	376	584	41.7	263	269	155	93	104	1316	94.0	
Opponents		995		352-877	.401	89-297	.300	202-283	.714	174	344	518	37.0	332	163	247	49	64	995	71.1	

Games played: 14  
Points/game: 94.0  
FG Pct: 48.8  
3FG Pct: 35.4  
FT Pct: 69.4

Rebounds/game: 41.7  
Assists/game: 19.2  
Turnovers/game: 11.1  
Assist/turnover ratio: 1.7  
Steals/game: 7.4  
Blocks/game: 6.6



2016-17 Kentucky Men's Basketball  
Kentucky Opponent Game-by-Game (as of Jan 04, 2017)  
All games



OPPONENT STATISTICS

Opponent	Date	Score		Total		3-Pointers		Free throws		Rebounds											
				fg-fga	pct	3fg-fga	pct	ft-fga	pct	off	def	tot	avg	pf	a	t/o	blk	stl	pts	avg	
STEPHEN F. AUSTIN	11/11/16	87-64	W	23-52	.442	5-19	.263	13-19	.684	14	22	36	36.0	32	10	28	5	6	64	64.0	
CANISIUS	11/13/16	93-69	W	26-62	.419	4-21	.190	13-20	.650	14	22	36	36.0	30	11	18	1	8	69	66.5	
vs #13/13 Michigan State	11/15/16	69-48	W	20-61	.328	5-26	.192	3-9	.333	13	31	44	38.7	20	9	20	4	0	48	60.3	
DUQUESNE	11/20/16	93-59	W	17-56	.304	5-25	.200	20-22	.909	7	25	32	37.0	17	7	18	1	7	59	60.0	
CLEVELAND STATE	11/23/16	101-70	W	25-64	.391	6-27	.222	14-19	.737	11	25	36	36.8	27	7	19	1	5	70	62.0	
UT MARTIN	11/25/16	111-76	W	27-66	.409	9-27	.333	13-20	.650	11	15	26	35.0	25	15	17	2	8	76	64.3	
vs Arizona State	11/28/16	115-69	W	25-73	.342	8-26	.308	11-15	.733	11	22	33	34.7	21	15	13	4	4	69	65.0	
#11/9 UCLA	12/3/16	92-97	L	35-66	.530	10-23	.435	17-21	.810	11	30	41	35.5	24	18	18	6	4	97	69.0	
VALPO	12/7/16	87-63	W	23-67	.343	4-15	.267	13-19	.684	18	23	41	36.1	25	6	19	1	8	63	68.3	
vs Hofstra	12/11/16	96-73	W	22-65	.338	6-22	.273	23-37	.622	19	26	45	37.0	20	12	14	1	1	73	68.8	
vs #7/6 North Carolina	12/17/16	103-100	W	35-66	.530	9-17	.529	21-28	.750	10	25	35	36.8	22	18	9	5	4	100	71.6	
at #10/11 Louisville	12/21/16	70-73	L	26-60	.433	6-14	.429	15-20	.750	12	28	40	37.1	23	10	14	5	4	73	71.8	
at Ole Miss	12/29/16	99-76	W	27-72	.375	6-22	.273	16-17	.941	14	31	45	37.7	23	13	15	6	3	76	72.1	
TEXAS A&M	1/3/17	100-58	W	21-47	.447	6-13	.462	10-17	.588	9	19	28	37.0	23	12	25	7	2	58	71.1	
Opponents		995		352-877	.401	89-297	.300	202-283	.714	174	344	518	37.0	332	163	247	49	64	995	71.1	
Kentucky		1316		479-982	.488	109-308	.354	249-359	.694	208	376	584	41.7	263	269	155	93	104	1316	94.0	

Games played: 14  
Points/game: 71.1  
FG Pct: 40.1  
3FG Pct: 30.0  
FT Pct: 71.4

Rebounds/game: 37.0  
Assists/game: 11.6  
Turnovers/game: 17.6  
Assist/turnover ratio: 0.7  
Steals/game: 4.6  
Blocks/game: 3.5



2016-17 Kentucky Men's Basketball  
Kentucky Points-Rebounds-Assists (as of Jan 04, 2017)  
All games



Opponent	Date	Score		00 FOX,DE'AAR	01 KILLEA-JO	03 ADEBAYO,ED	05 MONK,MALIK	10 DAVID,JONN	11 MULDER,MYC	13 BRISCOE,IS
STEPHEN F. AUSTIN	11/11/16	87-64	w	12-4-12	0-3-0	5-1-1	10-0-1	DNP	8-0-0	17-1-1
CANISIUS	11/13/16	93-69	w	21-4-3	3-4-0	14-11-2	16-4-2	0-0-0	3-0-0	21-5-2
vs #13/13 Michigan Stat	11/15/16	69-48	w	12-4-6	0-0-0	6-5-0	23-6-1	DNP	0-0-0	21-4-2
DUQUESNE	11/20/16	93-59	w	16-7-6	6-3-0	12-8-1	14-2-0	0-0-0	13-4-1	13-3-5
CLEVELAND STATE	11/23/16	101-70	w	16-4-11	5-2-0	14-7-2	23-3-4	0-0-0	13-2-0	DNP
UT MARTIN	11/25/16	111-76	w	16-6-5	12-4-0	15-12-0	26-2-7	0-0-0	12-2-1	DNP
vs Arizona State	11/28/16	115-69	w	14-11-10	4-6-1	12-9-2	23-3-4	0-0-0	6-3-0	20-4-7
#11/9 UCLA	12/3/16	92-97	L	20-2-9	DNP	18-13-0	24-3-0	DNP	DNP	12-4-3
VALPO	12/7/16	87-63	w	9-7-5	2-3-0	16-7-0	15-2-1	DNP	9-7-2	10-1-2
vs Hofstra	12/11/16	96-73	w	15-5-2	4-2-0	14-7-1	20-1-4	DNP	6-5-0	19-2-6
vs #7/6 North Carolina	12/17/16	103-100	w	24-4-10	0-0-0	13-7-1	47-0-2	DNP	DNP	10-7-4
at #10/11 Louisville	12/21/16	70-73	L	21-2-3	DNP	11-9-1	16-3-1	DNP	6-0-0	8-5-3
at Ole Miss	12/29/16	99-76	w	7-5-7	0-0-0	25-4-1	34-6-1	DNP	3-0-0	19-10-11
TEXAS A&M	1/3/17	100-58	w	15-5-6	2-2-0	10-3-1	26-1-0	5-0-0	5-2-0	13-1-7

Opponent	Date	Score		14 WYNYARD,TA	15 HUMPHRIES,	20 CALIPARI,B	25 HAWKINS,DO	30 PULLIAM,DI	32 GABRIEL,WE	35 WILLIS,DER
STEPHEN F. AUSTIN	11/11/16	87-64	w	0-0-0	9-8-1	0-0-0	1-0-3	DNP	10-2-0	15-5-2
CANISIUS	11/13/16	93-69	w	0-1-0	6-4-0	2-0-0	2-1-1	0-0-0	3-3-0	2-2-0
vs #13/13 Michigan Stat	11/15/16	69-48	w	0-2-0	0-5-1	0-0-0	3-2-2	DNP	4-6-2	0-2-3
DUQUESNE	11/20/16	93-59	w	2-0-0	2-3-0	0-1-0	2-3-4	0-1-1	8-6-0	5-3-1
CLEVELAND STATE	11/23/16	101-70	w	4-3-0	9-9-1	0-0-0	0-1-0	DNP	10-10-6	7-5-1
UT MARTIN	11/25/16	111-76	w	0-2-1	7-3-0	0-0-0	6-4-9	0-0-0	15-6-1	2-1-0
vs Arizona State	11/28/16	115-69	w	2-1-0	3-3-0	3-1-1	7-3-3	0-0-0	10-7-4	11-6-1
#11/9 UCLA	12/3/16	92-97	L	DNP	0-2-2	DNP	5-1-0	DNP	2-8-0	11-4-2
VALPO	12/7/16	87-63	w	DNP	2-3-0	3-0-0	6-3-4	DNP	3-6-1	12-4-0
vs Hofstra	12/11/16	96-73	w	DNP	3-3-1	0-0-0	5-1-3	DNP	2-4-1	8-8-2
vs #7/6 North Carolina	12/17/16	103-100	w	DNP	2-5-0	DNP	0-2-2	DNP	4-6-0	3-1-0
at #10/11 Louisville	12/21/16	70-73	L	DNP	0-0-0	DNP	0-1-1	DNP	2-7-0	6-9-1
at Ole Miss	12/29/16	99-76	w	0-0-0	2-3-0	0-0-0	0-0-1	DNP	2-3-2	7-9-1
TEXAS A&M	1/3/17	100-58	w	0-0-0	8-6-1	0-1-0	6-0-1	0-0-0	5-4-0	5-3-0



2016-17 Kentucky Men's Basketball  
Kentucky Game-by-Game Highs (as of Jan 04, 2017)  
All games



Opponent	Date	Score	Points	Rebounds	Assists	Steals	Blocked shots
STEPHEN F. AUSTIN	11/11/16	87-64	17-Briscoe, Isaiah	8-Humphries, Isaac	12-Fox, De'Aaron	3-Humphries, Isaac Fox, De'Aaron	3-Willis, Derek Humphries, Isaac
CANISIUS	11/13/16	93-69	21-Briscoe, Isaiah Fox, De'Aaron	11-Adebayo, Edrice	3-Fox, De'Aaron	2-Hawkins, Dominiqu	3-Adebayo, Edrice
vs #13/13 Michigan State	11/15/16	69-48	23-MONK,MALIK	6-MONK,MALIK Gabriel, Wenyen	6-FOX,DE'AARON	3-Gabriel, Wenyen	2-Willis, Derek ADEBAYO,EDRICE
DUQUESNE	11/20/16	93-59	16-Fox, De'Aaron	8-Adebayo, Edrice	6-Fox, De'Aaron	4-Briscoe, Isaiah	2-Adebayo, Edrice Killeya-Jones, Sach Willis, Derek
CLEVELAND STATE	11/23/16	101-70	23-Monk, Malik	10-Gabriel, Wenyen	11-Fox, De'Aaron	2-Monk, Malik Fox, De'Aaron	1-Willis, Derek Calipari, Brad Fox, De'Aaron Mulder, Mychal Gabriel, Wenyen Killeya-Jones, Sach
UT MARTIN	11/25/16	111-76	26-Monk, Malik	12-Adebayo, Edrice	9-Hawkins, Dominiqu	3-Fox, De'Aaron	2-Humphries, Isaac
vs Arizona State	11/28/16	115-69	23-Monk, Malik	11-Fox, De'Aaron	10-Fox, De'Aaron	3-Briscoe, Isaiah	3-Adebayo, Edrice
#11/9 UCLA	12/3/16	92-97	24-Monk, Malik	13-Adebayo, Edrice	9-Fox, De'Aaron	5-Monk, Malik	4-Adebayo, Edrice
VALPO	12/7/16	87-63	16-Adebayo, Edrice	7-Fox, De'Aaron Mulder, Mychal Adebayo, Edrice	5-Fox, De'Aaron	2-Briscoe, Isaiah Fox, De'Aaron	3-Gabriel, Wenyen
vs Hofstra	12/11/16	96-73	20-MONK, Malik	8-Willis, Derek	6-Briscoe, Isaiah	2-Willis, Derek	2-Humphries, Isaac KILLEYA-JONES, S ADEBAYO, Edrice
vs #7/6 North Carolina	12/17/16	103-100	47-Monk, Malik	7-Briscoe, Isaiah Adebayo, Edrice	10-Fox, De'Aaron	2-Fox, De'Aaron	1-Briscoe, Isaiah Gabriel, Wenyen
at #10/11 Louisville	12/21/16	70-73	21-Fox, De'Aaron	9-Willis, Derek Adebayo, Edrice	3-Briscoe, Isaiah Fox, De'Aaron	2-Fox, De'Aaron	2-Adebayo, Edrice Gabriel, Wenyen
at Ole Miss	12/29/16	99-76	34-Monk, Malik	10-Briscoe, Isaiah	11-Briscoe, Isaiah	3-Fox, De'Aaron Monk, Malik	3-Adebayo, Edrice
TEXAS A&M	1/3/17	100-58	26-Monk, Malik	6-Humphries, Isaac	7-Briscoe, Isaiah	3-Adebayo, Edrice	3-Adebayo, Edrice





2016-17 Kentucky Men's Basketball  
Kentucky Team High/Low Analysis (as of Jan 04, 2017)  
All games



Kentucky - TEAM GAME HIGHS

POINTS	115	vs Arizona State (11/28/16)
	111	UT MARTIN (11/25/16)
	103	vs #7/6 North Carolina (12/17/16)
	101	CLEVELAND STATE (11/23/16)
	100	TEXAS A&M (1/3/17)
FIELD GOALS MADE	44	vs Arizona State (11/28/16)
	41	UT MARTIN (11/25/16)
FIELD GOAL ATTEMPTS	84	vs Arizona State (11/28/16)
	80	#11/9 UCLA (12/3/16)
FIELD GOAL PERCENTAGE	.554 (41-74)	UT MARTIN (11/25/16)
	.541 (40-74)	vs #7/6 North Carolina (12/17/16)
3 PT FIELD GOALS MADE	13	TEXAS A&M (1/3/17)
	11	vs Arizona State (11/28/16)
3 PT FG ATTEMPTS	28	vs Arizona State (11/28/16)
	26	DUQUESNE (11/20/16)
3 PT FG PERCENTAGE	.556 (10-18)	vs #7/6 North Carolina (12/17/16)
	.520 (13-25)	TEXAS A&M (1/3/17)
FREE THROWS MADE	27	CANISIUS (11/13/16)
	22	UT MARTIN (11/25/16)
FREE THROW ATTEMPTS	39	CANISIUS (11/13/16)
	30	STEPHEN F. AUSTIN (11/11/16)
FREE THROW PERCENTAGE	.808 (21-26)	TEXAS A&M (1/3/17)
	.800 (16-20)	vs #13/13 Michigan State (11/15/16)
REBOUNDS	59	vs Arizona State (11/28/16)
	49	DUQUESNE (11/20/16)
ASSISTS	33	vs Arizona State (11/28/16)
	25	CLEVELAND STATE (11/23/16)
STEALS	12	STEPHEN F. AUSTIN (11/11/16)
	11	DUQUESNE (11/20/16)
BLOCKED SHOTS	10	DUQUESNE (11/20/16)
	9	VALPO (12/7/16)
	9	vs Arizona State (11/28/16)
TURNOVERS	17	VALPO (12/7/16)
	14	vs #13/13 Michigan State (11/15/16)
FOULS	27	vs Hofstra (12/11/16)
	22	#11/9 UCLA (12/3/16)



2016-17 Kentucky Men's Basketball  
Kentucky High/Low Analysis (as of Jan 04, 2017)  
All games



Opponent - GAME HIGHS

POINTS	100		vs #7/6 North Carolina (12/17/16)
	97		#11/9 UCLA (12/3/16)
	76		at Ole Miss (12/29/16)
	76		UT MARTIN (11/25/16)
	73		at #10/11 Louisville (12/21/16)
	73		vs Hofstra (12/11/16)
FIELD GOALS MADE	35		vs #7/6 North Carolina (12/17/16)
	35		#11/9 UCLA (12/3/16)
FIELD GOAL ATTEMPTS	73		vs Arizona State (11/28/16)
	72		at Ole Miss (12/29/16)
FIELD GOAL PERCENTAGE	.530	(35-66)	vs #7/6 North Carolina (12/17/16)
	.530	(35-66)	#11/9 UCLA (12/3/16)
3 PT FIELD GOALS MADE	10		#11/9 UCLA (12/3/16)
	9		vs #7/6 North Carolina (12/17/16)
	9		UT MARTIN (11/25/16)
3 PT FG ATTEMPTS	27		UT MARTIN (11/25/16)
	27		CLEVELAND STATE (11/23/16)
3 PT FG PERCENTAGE	.529	(9-17)	vs #7/6 North Carolina (12/17/16)
	.462	(6-13)	TEXAS A&M (1/3/17)
FREE THROWS MADE	23		vs Hofstra (12/11/16)
	21		vs #7/6 North Carolina (12/17/16)
FREE THROW ATTEMPTS	37		vs Hofstra (12/11/16)
	28		vs #7/6 North Carolina (12/17/16)
FREE THROW PERCENTAGE	.941	(16-17)	at Ole Miss (12/29/16)
	.909	(20-22)	DUQUESNE (11/20/16)
REBOUNDS	45		at Ole Miss (12/29/16)
	45		vs Hofstra (12/11/16)
ASSISTS	18		vs #7/6 North Carolina (12/17/16)
	18		#11/9 UCLA (12/3/16)
STEALS	8		VALPO (12/7/16)
	8		UT MARTIN (11/25/16)
	8		CANISIUS (11/13/16)
BLOCKED SHOTS	7		TEXAS A&M (1/3/17)
	6		at Ole Miss (12/29/16)
	6		#11/9 UCLA (12/3/16)
TURNOVERS	28		STEPHEN F. AUSTIN (11/11/16)
	25		TEXAS A&M (1/3/17)
FOULS	32		STEPHEN F. AUSTIN (11/11/16)
	30		CANISIUS (11/13/16)



2016-17 Kentucky Men's Basketball  
Kentucky High/Low Analysis (as of Jan 04, 2017)  
All games



Kentucky - GAME LOWS

POINTS	69	vs #13/13 Michigan State (11/15/16)
	70	at #10/11 Louisville (12/21/16)
	87	STEPHEN F. AUSTIN (11/11/16)
	87	VALPO (12/7/16)
	92	#11/9 UCLA (12/3/16)
FIELD GOALS MADE	23	vs #13/13 Michigan State (11/15/16)
	23	at #10/11 Louisville (12/21/16)
FIELD GOAL ATTEMPTS	58	at #10/11 Louisville (12/21/16)
	60	vs #13/13 Michigan State (11/15/16)
FIELD GOAL PERCENTAGE	.383 (23-60)	vs #13/13 Michigan State (11/15/16)
	.397 (23-58)	at #10/11 Louisville (12/21/16)
3 PT FIELD GOALS MADE	4	CANISIUS (11/13/16)
	5	STEPHEN F. AUSTIN (11/11/16)
	5	at #10/11 Louisville (12/21/16)
3 PT FG ATTEMPTS	16	CANISIUS (11/13/16)
	18	STEPHEN F. AUSTIN (11/11/16)
	18	vs #7/6 North Carolina (12/17/16)
	18	at Ole Miss (12/29/16)
3 PT FG PERCENTAGE	.227 (5-22)	at #10/11 Louisville (12/21/16)
	.250 (4-16)	CANISIUS (11/13/16)
FREE THROWS MADE	13	vs #7/6 North Carolina (12/17/16)
	14	VALPO (12/7/16)
	14	vs Hofstra (12/11/16)
FREE THROW ATTEMPTS	20	vs #13/13 Michigan State (11/15/16)
	21	DUQUESNE (11/20/16)
	21	vs Hofstra (12/11/16)
	21	vs #7/6 North Carolina (12/17/16)
FREE THROW PERCENTAGE	.583 (14-24)	VALPO (12/7/16)
	.615 (16-26)	CLEVELAND STATE (11/23/16)
REBOUNDS	28	STEPHEN F. AUSTIN (11/11/16)
	30	TEXAS A&M (1/3/17)
ASSISTS	10	CANISIUS (11/13/16)
	10	at #10/11 Louisville (12/21/16)
STEALS	4	CANISIUS (11/13/16)
	4	vs Hofstra (12/11/16)
	4	vs #7/6 North Carolina (12/17/16)
BLOCKED SHOTS	2	vs #7/6 North Carolina (12/17/16)
	3	TEXAS A&M (1/3/17)
TURNOVERS	7	vs Hofstra (12/11/16)
	8	at Ole Miss (12/29/16)
FOULS	16	vs #13/13 Michigan State (11/15/16)
	16	vs Arizona State (11/28/16)
	16	TEXAS A&M (1/3/17)



2016-17 Kentucky Men's Basketball  
Kentucky High/Low Analysis (as of Jan 04, 2017)  
All games



Opponent - GAME LOWS

POINTS	48		vs #13/13 Michigan State (11/15/16)
	58		TEXAS A&M (1/3/17)
	59		DUQUESNE (11/20/16)
	63		VALPO (12/7/16)
	64		STEPHEN F. AUSTIN (11/11/16)
FIELD GOALS MADE	17		DUQUESNE (11/20/16)
	20		vs #13/13 Michigan State (11/15/16)
FIELD GOAL ATTEMPTS	47		TEXAS A&M (1/3/17)
	52		STEPHEN F. AUSTIN (11/11/16)
FIELD GOAL PERCENTAGE	.304	(17-56)	DUQUESNE (11/20/16)
	.328	(20-61)	vs #13/13 Michigan State (11/15/16)
3 PT FIELD GOALS MADE	4		CANISIUS (11/13/16)
	4		VALPO (12/7/16)
3 PT FG ATTEMPTS	13		TEXAS A&M (1/3/17)
	14		at #10/11 Louisville (12/21/16)
3 PT FG PERCENTAGE	.190	(4-21)	CANISIUS (11/13/16)
	.192	(5-26)	vs #13/13 Michigan State (11/15/16)
FREE THROWS MADE	3		vs #13/13 Michigan State (11/15/16)
	10		TEXAS A&M (1/3/17)
FREE THROW ATTEMPTS	9		vs #13/13 Michigan State (11/15/16)
	15		vs Arizona State (11/28/16)
FREE THROW PERCENTAGE	.333	(3-9)	vs #13/13 Michigan State (11/15/16)
	.588	(10-17)	TEXAS A&M (1/3/17)
REBOUNDS	26		UT MARTIN (11/25/16)
	28		TEXAS A&M (1/3/17)
ASSISTS	6		VALPO (12/7/16)
	7		DUQUESNE (11/20/16)
	7		CLEVELAND STATE (11/23/16)
STEALS	0		vs #13/13 Michigan State (11/15/16)
	1		vs Hofstra (12/11/16)
BLOCKED SHOTS	1		CANISIUS (11/13/16)
	1		DUQUESNE (11/20/16)
	1		CLEVELAND STATE (11/23/16)
	1		VALPO (12/7/16)
	1		vs Hofstra (12/11/16)
TURNOVERS	9		vs #7/6 North Carolina (12/17/16)
	13		vs Arizona State (11/28/16)
FOULS	17		DUQUESNE (11/20/16)
	20		vs #13/13 Michigan State (11/15/16)
	20		vs Hofstra (12/11/16)





2016-17 Kentucky Men's Basketball  
Kentucky Player High/Low Analysis (as of Jan 04, 2017)  
All games



Kentucky - INDIVIDUAL GAME HIGHS

Points	47		Monk, Malik vs #7/6 North Carolina (12/17/16)
	34		Monk, Malik at Ole Miss (12/29/16)
	26		Monk, Malik vs Texas A&M (1/3/17)
	26		Monk, Malik vs UT MARTIN (11/25/16)
	25		Adebayo, Edrice at Ole Miss (12/29/16)
Field Goals Made	18		Monk, Malik vs #7/6 North Carolina (12/17/16)
	12		Adebayo, Edrice at Ole Miss (12/29/16)
Field Goal Att.	28		Monk, Malik vs #7/6 North Carolina (12/17/16)
	21		Fox, De'Aaron vs #7/6 North Carolina (12/17/16)
FG Pct (min 5 made)	.833	(5-6)	Adebayo, Edrice at #10/11 Louisville (12/21/16)
	.833	(5-6)	Gabriel, Wenyen vs STEPHEN F. AUSTIN (11/11/16)
3-Point FG Made	8		Monk, Malik vs #7/6 North Carolina (12/17/16)
	7		MONK,MALIK vs #13/13 Michigan State (11/15/16)
3-Point FG Att.	12		Monk, Malik vs #7/6 North Carolina (12/17/16)
	11		MONK,MALIK vs #13/13 Michigan State (11/15/16)
3-Pt FG Pct (min 2 made)	1.000	(3-3)	Briscoe, Isaiah vs Texas A&M (1/3/17)
	1.000	(2-2)	Briscoe, Isaiah vs Arizona State (11/28/16)
Free Throws Made	10		Adebayo, Edrice vs #11/9 UCLA (12/3/16)
	9		Fox, De'Aaron vs CANISIUS (11/13/16)
Free Throw Att.	13		Adebayo, Edrice vs #11/9 UCLA (12/3/16)
	13		Adebayo, Edrice vs CANISIUS (11/13/16)
FT Pct (min 3 made)	1.000	(9-9)	Fox, De'Aaron vs CANISIUS (11/13/16)
	1.000	(6-6)	Briscoe, Isaiah at Ole Miss (12/29/16)
	1.000	(6-6)	Briscoe, Isaiah at #10/11 Louisville (12/21/16)
	1.000	(6-6)	Gabriel, Wenyen vs UT MARTIN (11/25/16)
	1.000	(6-6)	FOX,DE'AARON vs #13/13 Michigan State (11/15/16)
	1.000	(6-6)	Fox, De'Aaron vs STEPHEN F. AUSTIN (11/11/16)
	1.000	(5-5)	Monk, Malik vs Texas A&M (1/3/17)
	1.000	(5-5)	FOX, De'Aaron vs Hofstra (12/11/16)
	1.000	(5-5)	Briscoe, Isaiah vs #13/13 Michigan State (11/15/16)
	1.000	(4-4)	Hawkins, Dominique vs UT MARTIN (11/25/16)
	1.000	(4-4)	Monk, Malik vs UT MARTIN (11/25/16)
	1.000	(4-4)	Adebayo, Edrice vs CLEVELAND STATE (11/23/16)
	1.000	(4-4)	Monk, Malik vs CANISIUS (11/13/16)
	1.000	(4-4)	Willis, Derek vs STEPHEN F. AUSTIN (11/11/16)
	1.000	(3-3)	Monk, Malik at #10/11 Louisville (12/21/16)
Rebounds	13		Adebayo, Edrice vs #11/9 UCLA (12/3/16)
	12		Adebayo, Edrice vs UT MARTIN (11/25/16)
Assists	12		Fox, De'Aaron vs STEPHEN F. AUSTIN (11/11/16)
	11		Briscoe, Isaiah at Ole Miss (12/29/16)
	11		Fox, De'Aaron vs CLEVELAND STATE (11/23/16)
Steals	5		Monk, Malik vs #11/9 UCLA (12/3/16)
	4		Briscoe, Isaiah vs DUQUESNE (11/20/16)
Blocked Shots	4		Adebayo, Edrice vs #11/9 UCLA (12/3/16)
	3		Adebayo, Edrice vs Texas A&M (1/3/17)
	3		Adebayo, Edrice at Ole Miss (12/29/16)
	3		Gabriel, Wenyen vs VALPO (12/7/16)
	3		Adebayo, Edrice vs Arizona State (11/28/16)
	3		Adebayo, Edrice vs CANISIUS (11/13/16)
	3		Humphries, Isaac vs STEPHEN F. AUSTIN (11/11/16)
	3		Willis, Derek vs STEPHEN F. AUSTIN (11/11/16)
Turnovers	5		ADEBAYO,EDRICE vs #13/13 Michigan State (11/15/16)
	4		Fox, De'Aaron at #10/11 Louisville (12/21/16)

Fouls	4	Fox, De'Aaron vs Arizona State (11/28/16)
	4	Fox, De'Aaron vs UT MARTIN (11/25/16)
	4	Briscoe, Isaiah vs STEPHEN F. AUSTIN (11/11/16)
	5	Adebayo, Edrice vs #7/6 North Carolina (12/17/16)
	4	Humphries, Isaac vs Texas A&M (1/3/17)
	4	Monk, Malik at #10/11 Louisville (12/21/16)
	4	Briscoe, Isaiah at #10/11 Louisville (12/21/16)
	4	Briscoe, Isaiah vs #7/6 North Carolina (12/17/16)
	4	MONK, Malik vs Hofstra (12/11/16)
	4	Hawkins, Dominique vs Hofstra (12/11/16)
	4	Gabriel, Wenyen vs VALPO (12/7/16)
	4	Briscoe, Isaiah vs #11/9 UCLA (12/3/16)
	4	Fox, De'Aaron vs #11/9 UCLA (12/3/16)
	4	Killeya-Jones, Sacha vs Arizona State (11/28/16)
	4	Gabriel, Wenyen vs UT MARTIN (11/25/16)
	4	Gabriel, Wenyen vs CLEVELAND STATE (11/23/16)
Minutes	4	Adebayo, Edrice vs CLEVELAND STATE (11/23/16)
	4	ADEBAYO,EDRICE vs #13/13 Michigan State (11/15/16)
	4	Adebayo, Edrice vs STEPHEN F. AUSTIN (11/11/16)
	38	Briscoe, Isaiah vs #7/6 North Carolina (12/17/16)
	38	Monk, Malik vs #7/6 North Carolina (12/17/16)
	36	Briscoe, Isaiah at Ole Miss (12/29/16)
	36	Monk, Malik vs #11/9 UCLA (12/3/16)
	35	Monk, Malik at Ole Miss (12/29/16)
	35	Adebayo, Edrice at #10/11 Louisville (12/21/16)
	35	Fox, De'Aaron vs #7/6 North Carolina (12/17/16)
	35	Briscoe, Isaiah vs #13/13 Michigan State (11/15/16)



2016-17 Kentucky Men's Basketball  
Kentucky Opponent High/Low Analysis (as of Jan 04, 2017)  
All games



OPPONENT INDIVIDUAL GAME HIGHS

Points	34		Justin Jackson vs #7/6 North Carolina (12/17/16)
	28		Edwards, Rob vs CLEVELAND STATE (11/23/16)
	23		Saiz, Sebastian at Ole Miss (12/29/16)
	23		Joel Berry II vs #7/6 North Carolina (12/17/16)
	23		Peters, Alec vs VALPO (12/7/16)
Field Goals Made	12		Edwards, Rob vs CLEVELAND STATE (11/23/16)
	10		SNIDER, Quentin at #10/11 Louisville (12/21/16)
	10		Justin Jackson vs #7/6 North Carolina (12/17/16)
Field Goal Att.	21		Edwards, Rob vs CLEVELAND STATE (11/23/16)
	20		Peters, Alec vs VALPO (12/7/16)
FG Pct (min 5 made)	.714	(5-7)	Kennedy Meeks vs #7/6 North Carolina (12/17/16)
	.714	(5-7)	Welsh, Thomas vs #11/9 UCLA (12/3/16)
	.714	(5-7)	Martinez, Javier vs UT MARTIN (11/25/16)
3-Point FG Made	4		Justin Jackson vs #7/6 North Carolina (12/17/16)
	3		Saiz, Sebastian at Ole Miss (12/29/16)
	3		Joel Berry II vs #7/6 North Carolina (12/17/16)
	3		Hamilton, Isaac vs #11/9 UCLA (12/3/16)
	3		Cunliffe, Sam vs Arizona State (11/28/16)
	3		Edwards, Kedar vs UT MARTIN (11/25/16)
	3		Word, Bobby vs CLEVELAND STATE (11/23/16)
3-Point FG Att.	10		Robertson, Kassius vs CANISIUS (11/13/16)
	8		Ball, Lonzo vs #11/9 UCLA (12/3/16)
	8		Cunliffe, Sam vs Arizona State (11/28/16)
	8		Mobley, Jacolby vs UT MARTIN (11/25/16)
	8		Butler, Matthew vs UT MARTIN (11/25/16)
	8		Word, Bobby vs CLEVELAND STATE (11/23/16)
3-Pt FG Pct (min 2 made)	.667	(2-3)	Gilder, Admon vs Texas A&M (1/3/17)
	.667	(2-3)	ADEL, Deng at #10/11 Louisville (12/21/16)
	.667	(2-3)	Luke Maye vs #7/6 North Carolina (12/17/16)
	.667	(2-3)	Holiday, Aaron vs #11/9 UCLA (12/3/16)
Free Throws Made	10		Justin Jackson vs #7/6 North Carolina (12/17/16)
	9		POWERS, Deron vs Hofstra (12/11/16)
Free Throw Att.	15		Justin Jackson vs #7/6 North Carolina (12/17/16)
	11		POWERS, Deron vs Hofstra (12/11/16)
FT Pct (min 3 made)	1.000	(6-6)	Saiz, Sebastian at Ole Miss (12/29/16)
	1.000	(6-6)	ADEL, Deng at #10/11 Louisville (12/21/16)
	1.000	(6-6)	Tony Bradley vs #7/6 North Carolina (12/17/16)
	1.000	(5-5)	Brooks, Rasheed at Ole Miss (12/29/16)
	1.000	(4-4)	SPALDING, Ray at #10/11 Louisville (12/21/16)
	1.000	(4-4)	Peters, Alec vs VALPO (12/7/16)
	1.000	(4-4)	Welsh, Thomas vs #11/9 UCLA (12/3/16)
	1.000	(4-4)	Graham, Torian vs Arizona State (11/28/16)
	1.000	(4-4)	Fofana, Mike vs UT MARTIN (11/25/16)
	1.000	(4-4)	Mike, Isiaha vs DUQUESNE (11/20/16)
Rebounds	13		Saiz, Sebastian at Ole Miss (12/29/16)
	13		Leaf, TJ vs #11/9 UCLA (12/3/16)
Assists	7		Joel Berry II vs #7/6 North Carolina (12/17/16)
	7		Ball, Lonzo vs #11/9 UCLA (12/3/16)
Steals	3		Brooks, Rasheed at Ole Miss (12/29/16)
	3		Adekoya, Jubril vs VALPO (12/7/16)
	3		Mike, Isiaha vs DUQUESNE (11/20/16)
	3		Reese, Isaiah vs CANISIUS (11/13/16)
Blocked Shots	4		Williams, Robert vs Texas A&M (1/3/17)

	3	Furmanavicius, Justas at Ole Miss (12/29/16)
	3	BRIDGES, MILES vs #13/13 Michigan State (11/15/16)
Turnovers	9	BRIDGES, MILES vs #13/13 Michigan State (11/15/16)
	7	Hogg, DJ vs Texas A&M (1/3/17)
	7	Davis, Tyler vs Texas A&M (1/3/17)
	7	Charles, Ty vs STEPHEN F. AUSTIN (11/11/16)
Fouls	5	Gilder, Admon vs Texas A&M (1/3/17)
	5	Kennedy Meeks vs #7/6 North Carolina (12/17/16)
	5	Joel Berry II vs #7/6 North Carolina (12/17/16)
	5	PEMBERTON, Eli vs Hofstra (12/11/16)
	5	Welsh, Thomas vs #11/9 UCLA (12/3/16)
	5	Anigbogu, Ike vs #11/9 UCLA (12/3/16)
	5	Tshisumpa, Jethro vs Arizona State (11/28/16)
	5	Sloan, Derek vs CLEVELAND STATE (11/23/16)
	5	Clayborne, Evan vs CLEVELAND STATE (11/23/16)
	5	Holyfield, TJ vs STEPHEN F. AUSTIN (11/11/16)
	5	Huntley, Josh vs STEPHEN F. AUSTIN (11/11/16)





2016-17 Kentucky Men's Basketball  
Kentucky Team Game-by-Game Comparison (as of Jan 04, 2017)  
All games



Opponent	1st	2nd	Score	Mar	Total FG	FG Pct	3-Pointers	3FG Pct	Free Throws	FT Pct	Rebounds	Assist	T/Over	Block	Steal	Fouls
STEPHEN F. AUSTIN	48/32	39/32	87-64	+23	31-62/23-52	.500/.442	5-18/5-19	.278/.263	20-30/13-19	.667/.684	28/36 (8)	21/10	13/28	8/5	12/6	19/32
CANISIUS	44/35	49/34	93-69	+24	31-61/26-62	.508/.419	4-16/4-21	.250/.190	27-39/13-20	.692/.650	39/36 +3	10/11	10/18	7/1	4/8	19/30
#13/13 Michigan State	34/26	35/22	69-48	+21	23-60/20-61	.383/.328	7-21/5-26	.333/.192	16-20/3-9	.800/.333	40/44 (4)	17/9	14/20	8/4	8/0	16/20
DUQUESNE	50/23	43/36	93-59	+34	35-76/17-56	.461/.304	7-26/5-25	.269/.200	16-21/20-22	.762/.909	49/32 +17	19/7	11/18	10/1	11/7	17/17
CLEVELAND STATE	56/35	45/35	101-70	+31	38-73/25-64	.521/.391	9-24/6-27	.375/.222	16-26/14-19	.615/.737	47/36 +11	25/7	13/19	6/1	6/5	18/27
UT MARTIN	53/38	58/38	111-76	+35	41-74/27-66	.554/.409	7-22/9-27	.318/.333	22-29/13-20	.759/.650	48/26 +22	24/15	12/17	5/2	7/8	18/25
Arizona State	58/30	57/39	115-69	+46	44-84/25-73	.524/.342	11-28/8-26	.393/.308	16-22/11-15	.727/.733	59/33 +26	33/15	9/13	9/4	7/4	16/21
#11/9 UCLA	45/49	47/48	92-97	(5)	33-80/35-66	.413/.530	8-24/10-23	.333/.435	18-27/17-21	.667/.810	38/41 (3)	16/18	9/18	6/6	8/4	22/24
VALPO	45/24	42/39	87-63	+24	33-71/23-67	.465/.343	7-23/4-15	.304/.267	14-24/13-19	.583/.684	48/41 +7	15/6	17/19	9/1	7/8	18/25
Hofstra	48/33	48/40	96-73	+23	37-72/22-65	.514/.338	8-23/6-22	.348/.273	14-21/23-37	.667/.622	41/45 (4)	20/12	7/14	8/1	4/1	27/20
#7/6 North Carolina	56/51	47/49	103-100	+3	40-74/35-66	.541/.530	10-18/9-17	.556/.529	13-21/21-28	.619/.750	39/35 +4	19/18	10/9	2/5	4/4	20/22
#10/11 Louisville	40/39	30/34	70-73	(3)	23-58/26-60	.397/.433	5-22/6-14	.227/.429	19-29/15-20	.655/.750	36/40 (4)	10/10	13/14	4/5	7/4	20/23
Ole Miss	60/39	39/37	99-76	+23	37-74/27-72	.500/.375	8-18/6-22	.444/.273	17-24/16-17	.708/.941	42/45 (3)	24/13	8/15	8/6	9/3	17/23
TEXAS A&M	50/27	50/31	100-58	+42	33-63/21-47	.524/.447	13-25/6-13	.520/.462	21-26/10-17	.808/.588	30/28 +2	16/12	9/25	3/7	10/2	16/23

Note: Game totals are displayed in the format TEAM/OPPONENT for each category